

THE ORDNANCE CATALOG

GROUP A

ORDNANCE DEPARTMENT,
WASHINGTON, 24 JUNE 1943.

STANDARD NOMENCLATURE LIST NO. A-5

ORGANIZATIONAL SPARE PARTS
AND EQUIPMENT

FOR

GUN, MACHINE, CAL..30,
BROWNING, M1917, AND
M1917A1; AND MOUNTS

(Supersedes SNL A-5, 15 August 1941, covering Organizational Spare Parts and Equipment; Changes No. 5, 15 June 1942, covering Organizational Spare Parts and Equipment; Changes No. 7, 21 September 1942; and Changes No. 10, 20 April 1943.)

This is a list of organizational spare parts and organizational equipment (accessories; tools; sighting and fire control equipment; applicable cleaning and preserving materials; and articles for instructional purposes) which are issued to the using arm or service for its use in performing 1st and 2nd echelon maintenance.

Items indicated by (M) are essential to the operation of the materiel and MUST accompany the materiel on initial issue.

This standard nomenclature list is supplemental to Tables of Equipment, Tables of Basic Allowances, Tables of Allowances, and Tables of Organization. It is therefore imperative that it be in the hands of all organizations and establishments concerned. Special attention should be given to its distribution.

Standard Nomenclature Lists are published in three separate pamphlets—

(1) The *LIST OF ALL PARTS* section—This list will be used for identification and storage purposes only.

(2) The *ORGANIZATIONAL SPARE PARTS AND EQUIPMENT* section—which lists items issued to organizations armed with the Gun, Machine, Cal..30, Browning, M1917, and M1917A1; and Mounts.

DISTRIBUTION: Ordnance organizations, establishments and any interested personnel.

Two (2) copies to all units armed with Gun, Machine, Cal..30, M1917, and M1917A1; and Mounts.

CONTENTS

(3) The *ADDENDUM* section—which lists major items, maintenance parts and equipment available for maintenance of the Gun, Machine, Cal.30, Browning, M1917, and M1917A1; and Mounts.

For full information relative to Standard Nomenclature Lists, the procedure followed and the principles employed in their compilation, together with the purposes and uses thereof, see the Introduction to Ordnance Catalog (IOC), the Ordnance Provision System Regulations (OPSR), and the Ordnance Publications for Supply Index (OPSI).

CONTENTS

	Page
LIST OF FIGURES.....	2
MAJOR ITEMS.....	3
ORGANIZATIONAL SPARE PARTS:	
Parts, spare, Gun, machine, cal..30, Browning, M1917 and M1917A1, set.....	4
Parts, spare, Mount, tripod machine gun, cal..30, M1917A1, set.....	5
ORGANIZATIONAL EQUIPMENT:	
Gun Accessories.....	5
Mount Accessories.....	6
Antiaircraft Accessories.....	7
Pack Transport Accessories.....	7
Sighting Equipment.....	7
Fire Control Equipment.....	8
Applicable Cleaning and Preserving Materials.....	8
Articles for Instructional Purposes.....	9
AMMUNITION.....	10
NOTES.....	11
USE OF PRICES.....	11

LIST OF FIGURES

Figure No.		Page
1	Gun, Machine, Cal..30, Browning, M1917A1.....	12
2	Mount, Tripod, Machine Gun, Cal..30, M1917A1.....	13
3	Accessories for Gun, Machine, Cal..30, Browning, M1917 and M1917A1.....	14
4	Accessory for Gun, Machine, Cal..30, Browning, M1917 and M1917A1.....	15
5	Accessories for Gun, Machine, Cal..30, Browning, M1917 and M1917A1.....	16
6	Accessories for Gun, Machine, Cal..30, Browning, M1917 and M1917A1; and Mount, Tripod, Machine Gun, Cal..30, M1917A1.....	17
7	Accessories for Gun, Machine, Cal..30, Browning, M1917 and M1917A1.....	18
8	Accessories for Gun, Machine, Cal..30, Browning, M1917 and M1917A1.....	19

MAJOR ITEMS

Note Symbol		Unit Price
φ W	Gun, machine, cal..30, Browning, M1917.....	
φ W	Gun, machine, cal..30, Browning, M1917A1.....	
φ W	Mount, tripod, machine gun, cal..30, M1917A1.....	

ORGANIZATIONAL SPARE PARTS

NOTE SYMBOL	ITEM STOCK NO.	FEDERAL STOCK NO.	FIGURE NO.	PIECE MARK OR DRAWING NO.	NOMENCLATURE	BASIS OF ISSUE	UNIT PRICE
Col. 1	Col. 2	Col. 3	Col. 4	Col. 5	Col. 6	Col. 7	Col. 8
sp	A005 01 00040			D35388	(M) BARREL (spare).....	1	
					PARTS, spare, Gun, machine, cal..30, Browning, M1917 and M1917A1, set.....	Note 1	
					(Consisting of:		
A-19	A005 01 00180			B147299	1 BOLT, assembly		
A-19	A005 01 00210			A157374	1 BUSHING, belt feed lever pivot		
A-19	A005 01 00380			A9262	2 CORK		
A-19	A005 01 00490			C64139	1 EXTENSION, barrel, assembly		
				C121076	(M) 2 EXTRACTOR, assembly		
A-19	A005 01 00660			B147212	(M) 1 HANDLE, bolt		
A-19	A005 01 00800			B131317	(M) 1 LEVER, cocking		
A-19	A005 01 00820			B17503	(M) 2 LEVER, feed, belt, 0.256 stud		
A-19	A005 01 00840			A196284	1 NUT, belt feed lever pivot bushing		
A-19	A005 01 00900			C8461	(M) 1 PAWL, feed, belt		
A-19	A005 01 00930			B131253	(M) 1 PIN, accelerator, assembly		
A-19	A005 01 00960			B131255	1 PIN, belt feed pawl, assembly		
A-19	A005 01 00970			B147217	1 PIN, belt holding pawl (split)		
A-19	A005 01 01010			A20567	(M) 1 PIN, cocking lever		
A-19	A005 01 01090			C9186	(M) 2 PIN, firing, assembly		
A-19	A005 01 01170			A20503	1 PIN, trigger		
A-19	A005 01 01190			A157434	1 PIVOT, belt feed lever		
A-19	A005 01 01480			C64136	(M) 1 PLUG, water, w/S-hook, ring, cork, and chain, assembly		
A-19	A005 01 01780			B147222	1 ROD, driving spring, assembly		
A-19	A005 88 02096			A196283	1 SCREW, belt feed lever pivot		
A-19	A005 01 01950			C64137	(M) 1 SEAR		
A-19	A005 01 02090			B147223	(M) 2 SPRING, barrel plunger		
A-19	A005 01 02100			B147224	(M) 2 SPRING, belt feed pawl, 0.032 wire		
A-19	A005 01 02140			B147225	(M) 2 SPRING, belt holding pawl		

A-19	A005 01 02160			B17513	(M) 2 SPRING, cover extractor		
A-19	A006 01 01275			B212654	(M) 2 SPRING, driving		
A-19	A005 01 02240			B147230	(M) 2 SPRING, locking barrel, 0.208 point		
A-19	A005 01 02300			B131265	(M) 2 SPRING, sear, assembly		
A-19	A005 01 02320			B147231	2 SPRING, trigger pin		
H-1	H001 15 19004			BEAX1D	2 WASHER, lock, Shakeproof, No. 5		
M-7					4 YARN, asbestos, 2 ply, 1/8 in. yd.)		
sp					PARTS, spare, Mount, tripod, machine gun, cal..30, M1917A1, set		
					(None are authorized)		

ORGANIZATIONAL EQUIPMENT

GUN ACCESSORIES							
Quantities are per Gun, unless otherwise indicated.							
T-5	W	A005 06 00020		5	C3951	(M) BELT, ammunition, cal..30, M1917 (250 rds.).....	5 \$1.81P
					TM 23-55	BOOK, Field Manual 23-55, Browning, Machine Gun, cal..30, M1917.....	Note 2
T-5		T005 90 29010		4	D44070	(M) BOX, ammunition, M1 (empty) (Note 3).....	5
M-3	W	M003 01 01930		7	B108828	(M) BRUSH, chamber cleaning, M6.....	1 .06P
M-3		M003 01 02020	38-B-992	3	C4035	(M) BRUSH, cleaning, cal..30, M2.....	2 .05P
A-19		M003 01 02480			B147310	CAN, tubular (3/4 in. diam. x 2 1/2 in., w/screw-top).....	1 .08P
M-3	W	M003 01 03160	24-C-534	3	C6573	(M) CASE, cleaning rod, cal..30, M1.....	1 1.01
	W	A005 06 00040		3	C59762	CASE, steam condensing device, cal..30.....	1 1.18
A-19	W	A019 01 00530			D35395	CHEST, packing, Browning belt filling machine.....	Note 4 3.59P
M-8	W	A005 01 00571		8	D28243	CHEST, steel, M5 (STAX1B modified) (accessory and spare parts).....	1 2.37P
	W	A005 06 00085		3	D1893	(M) CHEST, water, M1.....	2 12.90
	W	A005 06 00130			D30780	COVER, machine gun, M7.....	1 4.90
A-19		A019 01 00640			D30674	COVER, spare barrel, M9.....	1 .67

Note 1. One set per two guns.

Note 2. One per packing container. Additional issue by the Adjutant General is as indicated in FM 21-6.

Note 3. Chest, ammunition belt, 250 rds. (49-1-84) may be issued until Box, ammunition, M1 becomes available.

Note 4. One per four guns.

ORGANIZATIONAL EQUIPMENT (Cont'd)

SNL A-5
Orgn. Spare Parts
and Equipment

NOTE SYMBOL	ITEM STOCK NO.	FEDERAL STOCK NO.	FIGURE NO.	PIECE MARK OR DRAWING NO.	NOMENCLATURE	BASIS OF ISSUE	UNIT PRICE
Col. 1	Col. 2	Col. 3	Col. 4	Col. 5	Col. 6	Col. 7	Col. 8
GUN ACCESSORIES (Cont'd)							
A-19	W A005 06 00150		3	D35394	(M) DEVICE, steam condensing	2	\$1.96
A-19	W M003 01 04590			C59696	ENVELOPE, spare parts, M1	2	.11P
A-19	W A019 01 00820	41-E-557-200	6	C3854	(M) EXTRACTOR, ruptured cartridge, Mk. IV	1	2.57
	W A005 06 00240		7	D1804	(M) HIDER, flash, M1923	1	20.21
A-19	W A019 01 01240		5	D1262	MACHINE, belt filling, Browning, M1918	Note 1	45.10
A-19	W M003 01 10060		7	C59736	(M) OILER, rectangular, 12 oz., w/cap and chain	1	.43P
J-2	W J002 02 40130	41-P-1992-6		THBX1A	PLIERS, side-cutt., paral-jaw., 6 in.	1	1.87P
J-4	W J004 01 02500	41-P-3560		TCFX2F	PUNCH, drive pin, 0.08 x 3/4 pt.	1	.25P
J-4	W J004 01 02540	41-P-3562		TCFX2H	PUNCH, drive pin, 0.12 in. pt.	1	.28P
J-4	W J004 01 02550	41-P-3563		TCFX2K	PUNCH, drive pin, 0.18 in. pt.	1	.26P
M-3	W M003 01 12690	41-R-2330-975	6	B174001	REFLECTOR, barrel, cal.30	Note 2	.19
M-3	W M003 01 12690	41-R-2567	8	D8237	(M) ROD, cleaning, jointed, cal.30, M1	1	1.26
M-3	W M003 01 12690	41-R-2564	8	D8398	ROD, cleaning, cal.30, M2A1	Note 1	.74
M-8	W M003 01 12690		7	D7349	(M) ROLL, spare parts, M13	1	.80
M-8	W M003 01 12690		7	D7389	ROLL, tool, M12	1	.65
A-19	W A006 03 00310	41-W-867-32	7	C68334	(M) WRENCH, combination, M6	1	.48
MOUNT ACCESSORIES							
Quantities are per Mount							
A-19	W A005 06 00015			C73157	(M) BAG, tool	1	
A-19	W A005 06 00110			D7513	COVER, cradle, M1	1	
A-19	W A005 06 00155			D37915	(M) ELEVATOR, gun, cal.30 (Note 3)	1	
A-19	W A005 06 00290		6	A165441	(M) WRENCH, combination, M5	1	
A-19	W A005 06 00310		6	A163925	(M) WRENCH, elevating mechanism, M8	1	

ANTI-AIRCRAFT ACCESSORIES

Quantities are per Gun

These items are issued to Coast Artillery units with the cal.30 machine gun, M1917A1 when used for anti-aircraft fire.

GUIDE, cartridge belt	1
SIGHT, A.A. front area	1

PACK TRANSPORT ACCESSORIES

Quantities are per Gun

BAG, spare parts	1
CASE, steam condensing device	1
COVER, machine gun, M1924	1
(M) COVER, spare barrel	1
(M) HANGER, ammunition, machine gun, M1 (Cavalry use)	2
(M) HANGER, ammunition, machine gun, M2 (Infantry use)	2
(M) HANGER, machine gun, cal.30, M5	1
(M) HANGER, tripod, cal.30, M3	1
ROLL, accessory and spare parts, M1924	1

SIGHTING EQUIPMENT

Organizational spare parts and equipment for the following item is listed in the SNL indicated in parentheses. The quantity is per gun.

(M) CLINOMETER, machine gun, M1917, complete (SNL F-15) (Note 4)	1
--	---

SNL A-5
Orgn. Spare Parts
and Equipment

A-19	W A005 06 00160			1-31-4			
A-19	W A005 06 00280		6	C102			

M-3				C59738			
A-19	W A005 06 00030		8	C59898			
A-19	W A005 06 00120		8	D3930			
A-19	W A005 06 00170			38-1-16			
	W A005 06 00180			D4801			
	W A005 06 00190			D5398			
	W A005 06 00230			D7739			
	W A005 06 00290			D7738			
	W A005 06 00310			D3921			

F-1	W			22-60			
-----	---	--	--	-------	--	--	--


Note 1. One per four guns.
Note 2. One per two guns.
Note 3. Issued to Infantry and Engineer units only.
Note 4. Required by Infantry and Cavalry.

ORGANIZATIONAL EQUIPMENT (Cont'd)

SNL A-5
Orgn. Spare Parts
and Equipment

NOTE SYMBOL	ITEM STOCK NO.		FEDERAL STOCK NO.	FIGURE NO.	PIECE MARK OR DRAWING NO.	NOMENCLATURE	BASIS OF ISSUE	UNIT PRICE
Col. 1	Col. 2		Col. 3	Col. 4	Col. 5	Col. 6	Col. 7	Col. 8
						FIRE CONTROL EQUIPMENT		
						Organizational spare parts and equipment for the following items are listed in the SNL indicated in parentheses.		
						Allowances are prescribed in pertinent T/BA's.		
F-1 W					—	BINOCULAR, M13, complete (SNL F-210)	—	
F-1 W					22-249	CIRCLE, aiming, M1 (SNL F-160)	—	
F-2 W					—	EYEGLASSES, red, M1 (SNL F-74)	—	
F-1 W					22-217	FINDER, range, 80 cm base, M1914MI (SNL F-25)	—	
F-1 W					22-61	INSTRUMENT, angle of site, M1917, complete (SNL F-7)	—	
F-69					—	TABLE, firing, FT 0.30-A-4	—	
F-1 W					—	WATCH, pocket, 15 or more jewel, complete (SNL F-36)	—	
F-1 W					—	WATCH, wrist, 7 or more jewel, complete (SNL F-36)	—	
						APPLICABLE CLEANING AND PRESERVING MATERIALS		
						The following items extracted from SNL K-1 are requisitioned as required. See TM 9-850 for usage.		
K-1					—	CLEANER, rifle bore	—	
K-1					—	COMPOUND, rust preventive, light	—	
K-1					—	OIL, lubricating, preservative, light	—	
K-1					—	PATCHES, cut (canton-flannel)	—	
K-1					—	SOLVENT, dry cleaning	—	

8



NOTE SYMBOL	ITEM STOCK NO.		FEDERAL STOCK NO.	FIGURE NO.	PIECE MARK OR DRAWING NO.	NOMENCLATURE	BASIS OF ISSUE	UNIT PRICE
						ARTICLES FOR INSTRUCTIONAL PURPOSES		
						The items listed hereunder are for training purposes only and will not be taken into the field. Upon permanent change of station involving movement into another Service Command or upon the departure for the theater of operations, units will turn in all equipment held to the commanding officer of the station from which it departs. The receiving officer will make a report to the Service Command Commander without delay, showing number, type and condition of items received.		
T-1	W	A005 06 00010			C9889	ATTACHMENT, firing, blank ammunition, M3A1	1	
		A005 06 00061			B6252	CARTRIDGE, dummy, cal..30, M1916 (corrugated)	25	
						CHART, instruction, BMG, cal..30, M1917A1	Note 1	
						(Consisting of:		
						PLATE, No. 1 BMG, cal..30, M1917 (ORD 10891)		
						PLATE, No. 2 BMG, cal..30, M1917 (ORD 10892)		
						PLATE, No. 3 BMG, cal..30, M1917 (ORD 10893)		
						PLATE, No. 4 BMG, cal..30, M1917 (ORD 10894)		
						PLATE, No. 5 BMG, cal..30, M1917 (ORD 10895)		
						PLATE, No. 6 BMG, cal..30, M1917 (ORD 10896)		
		A005 06 00070				CHART, instruction, MG tripod mount, cal..30, M1917A1	Note 1	
						(Consisting of:		
						PLATE, No. 1 MG tripod mount, cal..30, M1917A1 (ORD 11666)		
						PLATE, No. 2 MG tripod mount, cal..30, M1917A1 (ORD 11667)		

9

Note 1. One per organization equipped with Machine Gun, cal..30, M1917A1; to schools as required.

SNL A-5
Orgn. Spare Parts
and Equipment

ORGANIZATIONAL EQUIPMENT (Cont'd)

NOTE SYMBOL	ITEM STOCK NO.	FEDERAL STOCK NO.	FIGURE NO.	PIECE MARK OR DRAWING NO.	N O M E N C L A T U R E	BASIS OF ISSUE	UNIT PRICE
Col. 1	Col. 2	Col. 3	Col. 4	Col. 5	Col. 6	Col. 7	Col. 8
					ARTICLES FOR INSTRUCTIONAL PURPOSES (Cont'd)		
A-1 φW				D35485	TRAINER, machine gun, cal..22, M3	(f)	
A-48				B147548	Accessories: (Quantities are per trainer, M3)	500	
A-19 W				D34338	ADAPTER, belt	1	
M-3				C64179	BAG, metallic belt link	1	
M-8 W				D28201	BRUSH, cleaning, cal..22, M3		
					CHEST, steel, M6 (STAXID modified)		
					(STAXIAD-w/o tray) (accessory and spare parts)		
A-48 W				C64326	CHUTE, cartridge holder	1	
A-48				A152916	CLIP, belt adapter	1	
A-48				B147551	HOLDER, cartridge	250	
M-3				C3837	ROD, cleaning, cal..22, M1	500	
A-48 W				A152919	TOOL, cartridge ejecting	1	
J-4 W				A13494	WRENCH, adj., sgle-end., 4 in.	1	

AMMUNITION

Ammunition for use with this weapon is shown in SNL T-1.

NOTES

Items listed in this SNL will be stored under SNL No. A-5, unless the note symbol indicates otherwise.


- (φ) The major item indicated by (φ) is stored, issued and reviewed under "Major Items," SNL A-1. The standard list price given herein is for the major item, without accessories or spare parts and does not include the cost of handling including packing incident to sales or issued with reimbursement.
- (M) Items indicated by (M) are essential to the operation of the materiel and **MUST** accompany the materiel on initial issue.
- (W) (a) Items indicated by (W) are non-expendable parts and the issue of such items must be in accordance with par. 3b (2), AR 35-6540.
(b) Items not marked by (W) are expendable in accordance with AR 35-6620.
- (f) Trainer, machine gun, cal..22, M3 is for use with the M1917A1 cal..30 BMG and issued as follows:
2 per Machine gun platoon
1 per Scout car; Car, half-track; Carrier, 81-mm mortar, half-track; Carrier, personnel, half-track, when equipped with Gun, machine, cal..30, Browning, M1917A1
- (sp) The set or sets of spare parts listed herein, when so assembled for initial issues, are considered as units. When requisitioning this set, the components thereof need not be listed.

USE OF PRICES

(See AR 45-75)

(O.O. 140.2/4481)

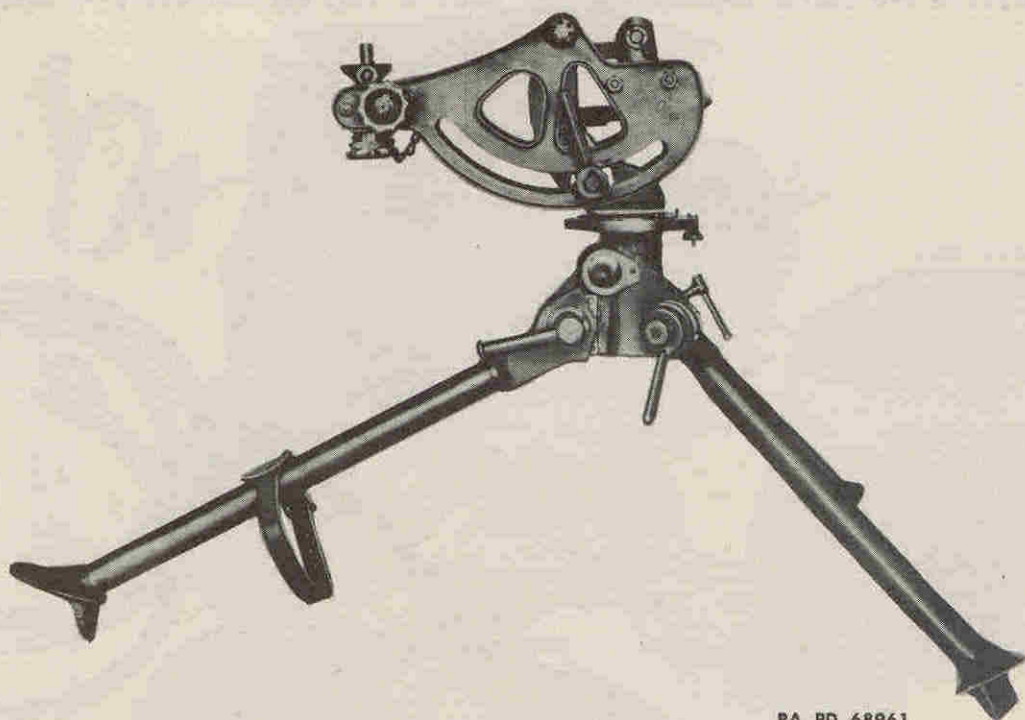
L. H. CAMPBELL, JR.,
Major General, Chief of Ordnance.



RA PD 4164

Figure 1—Gun, Machine, Cal..30, Browning, M1917A1

12



RA PD 68961

Figure 2—Mount, Tripod, Machine Gun, Cal..30, M1917A1

13

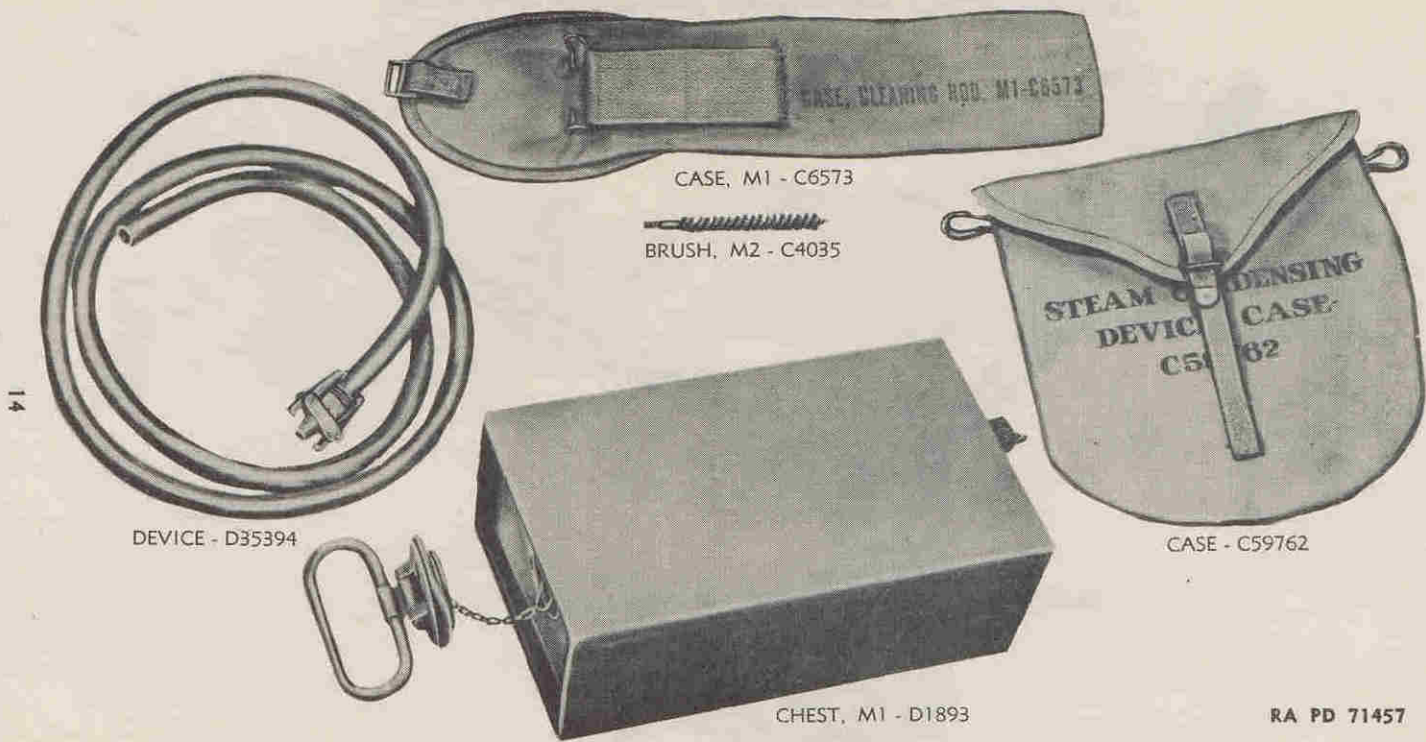


Figure 3—Accessories for Gun, Machine, Cal..30, Browning, M1917 and M1917A1




Figure 4—Accessory for Gun, Machine, Cal..30, Browning, M1917 and M1917A1




Figure 5—Accessories for Gun, Machine, Cal..30, Browning, M1917 and M1917A1

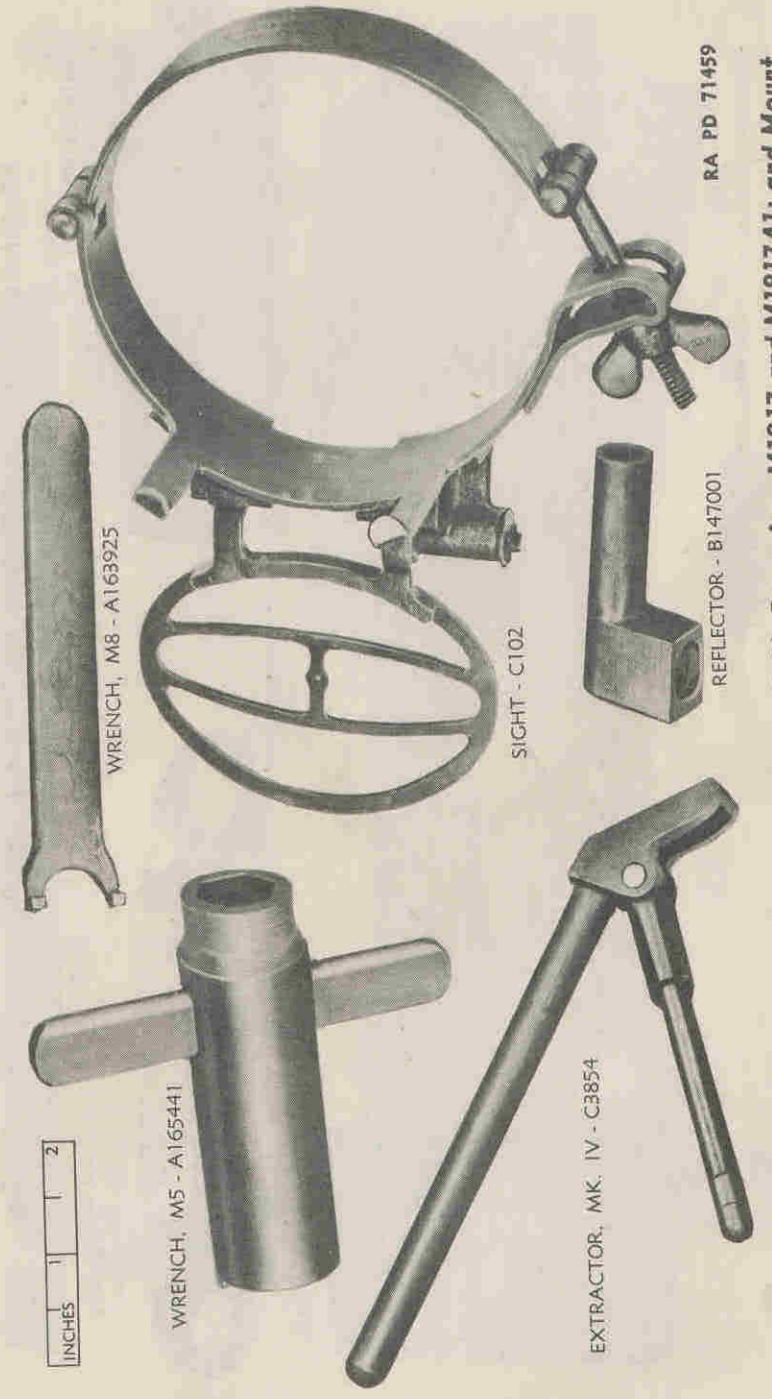


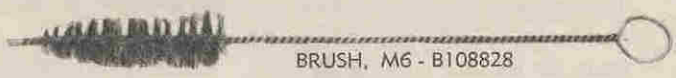
Figure 6—Accessories for Gun, Machine, Cal..30, Browning, M1917 and M1917A1; and Mount, Tripod, Machine Gun, Cal..30, M1917A1



OILER - C59736



ROLL, M13 - D7349




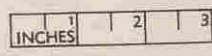
BRUSH, M6 - B108828



ROLL, M12 - D7389




WRENCH, M6 - C68334



HIDER, M1923 - D1804

RA PD 71460


Figure 7—Accessories for Gun, Machine, Cal..30, Browning, M1917 and M1917A1



COVER - 38-1-16




ROD, M1 - D8237



ROD, M2A1 - D8398



CASE - C59898



CHEST, M5 - D28243

RA PD 71461


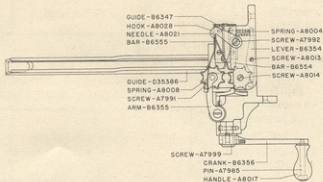
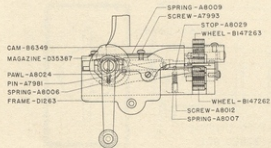
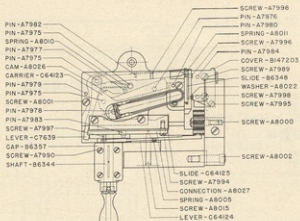


Figure 8—Accessories for Gun, Machine, Cal..30, Browning, M1917 and M1917A1



RA PD 3983

PLATE NO. 14 - Browning Belt Filling Machine, M1918

GUN, MACHINE, CAL. 30, BROWNING, M1917 AND M1917AL, AND MOUNTS