

MHI
Copy 2

FM 21-30

CONVENTIONAL SIGNS, ABBREVIATIONS FM 21-30

WAR DEPARTMENT

BASIC FIELD MANUAL

**CONVENTIONAL SIGNS, MILITARY
SYMBOLS, AND ABBREVIATIONS**

FM 21-30

BASIC FIELD MANUAL



**CONVENTIONAL SIGNS,
MILITARY SYMBOLS, AND
ABBREVIATIONS**

**Prepared under direction of the
Chief of Engineers**



**UNITED STATES
GOVERNMENT PRINTING OFFICE
WASHINGTON : 1941**

For sale by the Superintendent of Documents, Washington, D. C.

WAR DEPARTMENT,
WASHINGTON, November 26, 1941.

FM 21-30, Basic Field Manual, Conventional Signs, Military Symbols, and Abbreviations, is published for the information and guidance of all concerned.

[A. G. 062.11 (7-7-41).]

BY ORDER OF THE SECRETARY OF WAR:

G. C. MARSHALL,
Chief of Staff.

OFFICIAL:

E. S. ADAMS,
Major General,
The Adjutant General.

DISTRIBUTION:

B and H (5); R (10); Bn (5), 1 (10); C (10).
(For explanation of symbols see FM 21-6.)

TABLE OF CONTENTS

| | Paragraph | Page |
|---------------------------------------|-----------|------|
| SECTION I. General. | | |
| Purpose ----- | 1 | 1 |
| Scope ----- | 2 | 1 |
| II. General topographic symbols. | | |
| Characteristics ----- | 3 | 1 |
| List ----- | 4 | 2 |
| III. Symbols for air navigation maps. | | |
| Characteristics ----- | 5 | 18 |
| List ----- | 6 | 18 |
| IV. Military symbols. | | |
| General rules ----- | 7 | 20 |
| List of basic symbols ----- | 8 | 22 |
| Application of special symbols ----- | 9 | 33 |
| V. General abbreviations. | | |
| General use ----- | 10 | 44 |
| Use with hydrographic symbols ----- | 11 | 45 |
| VI. Military abbreviations. | | |
| List ----- | 12 | 47 |
| Examples ----- | 13 | 61 |
| APPENDIX. List of references ----- | | 64 |
| INDEX ----- | | 65 |

BASIC FIELD MANUAL**CONVENTIONAL SIGNS, MILITARY SYMBOLS, AND
ABBREVIATIONS**

This manual supersedes FM 21-30, August 1, 1939, and Training Circular No. 48, War Department, 1941.

SECTION I**GENERAL**

■ 1. **PURPOSE.**—This manual is intended to supply the information required by the map reader. Persons engaged in the preparation of maps should be guided by AR 300-15, TM 5-230, and by Bulletin 788, Topographical Instructions of the United States Geological Survey.

■ 2. **SCOPE.**—This manual shows in convenient form the abbreviations and general symbols which have been authorized for military use. The general topographical symbols in section II, the symbols intended for air navigation maps only in section III, and the general abbreviations in section V have been approved by the Federal Board of Maps and Surveys and are prescribed for use on all United States maps. Symbols of a purely military nature prescribed by the War Department are given in section IV and special abbreviations authorized for military use, in section VI. Symbols other than those herein authorized may be used, provided they do not conflict with any authorized symbols and are explained in a suitable legend on the map.



SECTION II**GENERAL TOPOGRAPHIC SYMBOLS**

■ 3. **CHARACTERISTICS.**—*a. Size.*—In general, symbols resemble the objects which they represent. The symbols vary in size with the scale of the map. On small-scale maps, symbols are reduced to their most elementary form and do not conform to scale. As the scale is increased, the symbols assume the shape and scaled size of the object represented.

b. Color.—The symbols are shown in appropriate color for a four-color map. When less than four colors are used, the symbols shown in paragraph 4 in the colors not used will be executed in black ink.








c. Lettering.—VERTICAL ROMAN type indicates civil divisions, *SLANT ROMAN* type (or italic) indicates natural water features, VERTICAL GOTHIC type indicates natural land features, and *SLANT GOTHIC* type indicates works of man. Lettering, either mechanical or freehand on military maps hastily prepared, may vary considerably from these types. Likewise, marginal data as indicated in paragraph 4c will not be nearly as complete on military sketches.

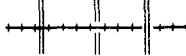
■ 4. LIST.—*a. Works and structures.*

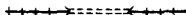
| | | | | |
|--|---|---|--------------|-------|
| Canal, ditch, or open aqueduct | ----- | { | _____ | |
| Canal, abandoned | ----- | | _____ | |
| Buried aqueduct or water pipe | ----- | { | | |
| | | | ----- | |
| Aqueduct or canal in tunnel | ----- | | -----><----- | |
| Canal lock (point upstream) | ----- | | ↑ | |
| Canal lock (large scale) | ----- | | ↑↑ | |
| Roads | Good motor | ----- | ===== | |
| | Poor motor or private | ----- | ===== | |
| | On small-scale maps | ----- | _____ | |
| | Routes usually traveled are further classified by red overprinting as follows: | | | |
| | Hard impervious surfaces | ----- | or | ===== |
| | | | or | ===== |
| | Other surface improvements | ----- | or | ===== |
| | | | or | ===== |
| | U. S. Route | | State Route | |
| |  |  | | |
| (Date of road information shown in margin on tactical maps.) | | | | |

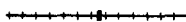
Good pack trail-----




Poor pack trail or footpath-----


| | | |
|-----------|---|---|
| Railroads | { Railroad of any kind, small-scale maps----- Railroad single track, large-scale maps----- |  |
| | |  |
| | Double track----- |  |
| | Juxtaposition of----- |  |
| | Narrow gage----- |  |
| | Abandoned----- |  |
| | Electric, passenger only----- |  |
| | In road or street----- | <u>RAILROAD</u> <u>ELECTRIC</u> |

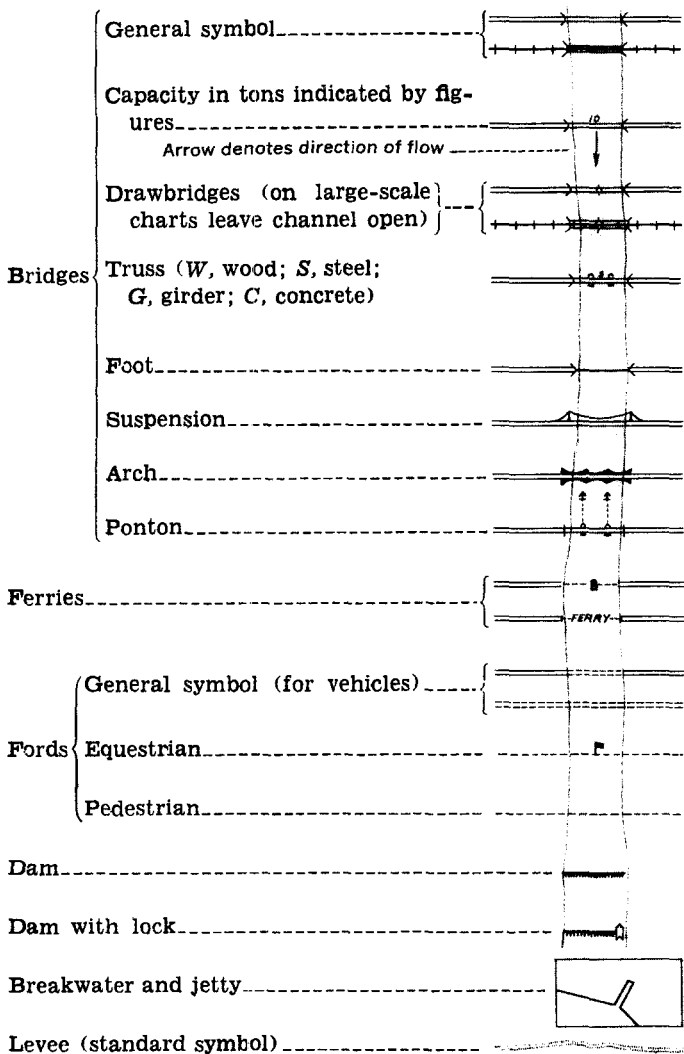
Railroad crossing-----
 (grade—RR above—RR beneath) 


Tunnel (railroad or road)----- 

Railroad station of any kind----- 


| | | |
|-------------------------------|--|---|
| Telegraph and telephone lines | { On ground or poles-- Underground----- Submarine----- |  |
| | |  |
| | |  |


Electric power transmission line----- 





Levee (optional for War Department) ----- 

Revetment (optional for War Department) 


Retards and dikes ----- 


River gage ----- 


Wharves and docks ----- 


Buildings in general ----- 


Ruins ----- 


Cliff dwellings ----- 


Church ----- 


Church (optional symbol for nautical charts) ----- 


Hospital ----- 

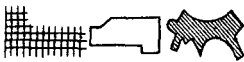
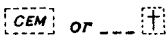









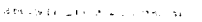
Schoolhouse ----- 

Temple, pagoda ----- 








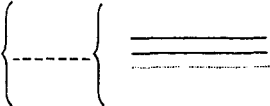









Windmill ----- 

Fort ----- 

Sample combination showing city, town, or village ----- 

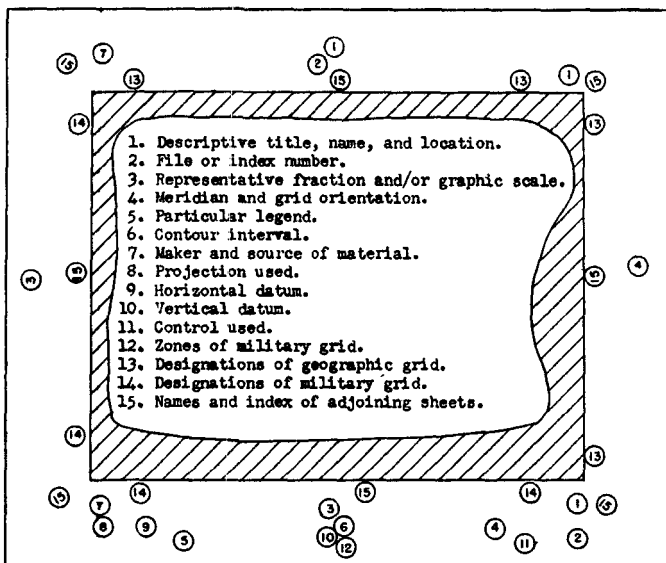
| | |
|---|---|
| City, town, or village (generalized)--- |  |
| City, town, or village (small-scale maps) { | Capital----- ★ |
| | County seat----- ● |
| | Other towns----- ○ |
| Cemetery----- |  |
| Mine or quarry of any kind (or open cut)----- |  |
| Prospect----- | x |
| Shaft----- | ■ |
| Mine tunnel { | Opening----- 人 |
| | Showing direction-----  |
| Oil or gas wells----- |  |
| Tanks----- |  |
| Coke ovens----- |  |
| Fences { | Fence of any kind (or board fence)----- |
| | Stone-----  |
| | Worm-----  |
| | Wire-----  <i>Barbed</i>  <i>Smooth</i> |
| | Hedge-----  |

b. Boundaries, marks, and monuments.


| | |
|--|---|
| National, State, or Province line..... |  |
| County line..... |  |
| Civil township, district, precinct, or barrio..... |  |
| Reservation line..... |  |
| Land-grant line..... |  |
| City, village, or borough..... |  |
| Cemetery, small park, etc..... |  |
| U. S. township, section, and quarter-section lines (any one for township line alone, any two for township and section lines) |  |
| Located U. S. township and section corners..... |  |
| Boundary monument..... |  |
| Triangulation point or primary traverse station..... |  |
| Permanent bench mark (and elevation)..... |  |
| Precise bench mark..... |  |
| Intermediate bench mark (and elevation)..... |  |
| U. S. mineral monument..... |  |
| Observation spot (astronomic position)..... |  |
| Any located station or object (with explanatory note)..... |  |


c. Marginal information.—Where practicable the following data are shown in the margins of all maps, photomaps, or aerial photographs, and usually in the places indicated by the encircled figures. On military maps, overlays, and field


sketches only the essentials of character, orientation, time, source, and scale are shown, and then not necessarily in the margins. For detailed information on aerial photographs see FM 30-21.





d. Drainage.


Streams in general..... { 

Intermittent streams..... { 

Probable drainage, unsurveyed..... { 

Lake or pond in general..... { 
 (with or without tint, waterlining, etc.)

Salt pond (broken shore line if intermittent)..... { 

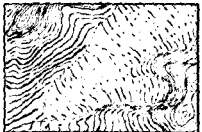
Intermittent lake or pond..... { 

Spring -----

Wells and water tanks -----

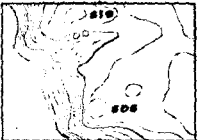
Falls and rapids -----

Glaciers {
 Contours (or as below) -----
 Form lines showing flow -----



e. Relief (shown by contours, form lines, hachures, or shading as desired).

Contours (blue if under water) -----



Contours (approximate only) -----




Form lines (no definite interval) -----



Hachures -----




Depression contours..... 

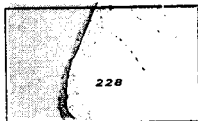
Cuts.....

Fills.....


Mine dump (ore).....

Tailings..... 

Bluffs { Rocky (or use contours).....



Bluffs { Other than rocky (or use contours).....



Sand and sand dunes.....




For planimetric maps:

Ridge line.....



Rim rock or escarpment.....



Washes.....

f. Land classification.


Overflowed land.....



Marsh in general (interior salt marshes and coastal fresh marshes are to be indicated as such).



Cypress swamp-----




Woodland (or as shown below)-----



Woodland (or broadleaved trees)-----



Dense woods or jungle growth-----




Pine (or narrowleaved trees)-----




Palm-----



Palmetto-----



Mangrove-----




Bamboo.....



Cactus.....



Banana.....



Orchard.....



Grassland in general.....



Tall tropical grass.....



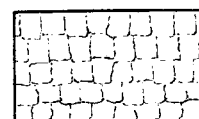
Cultivated fields in general.....



Cotton.....



Rice.....



Sugarcane-----



Corn-----




g. Hydrography, dangers, and obstructions.

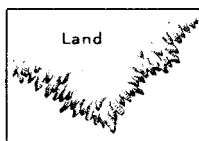
Shore lines { Surveyed-----
 { Unsurveyed-----

Shores (high and low
 water lines and areas
 between)

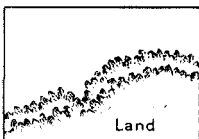
In general-----



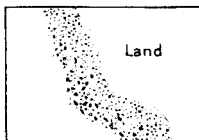
Rocky ledges-----



Coral reefs-----



Gravel and rocks



Shores (high and low water lines and areas between)—Con.


Mud



Tidal flats



Kelp or eel grass



Ice limits (ice packs or barriers)




Rock under water

+

Rock awash (at any stage of the tide)

*

Breakers along shore



Fishing stakes



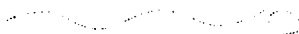
Fish weir



Overfalls and tide rips



Limiting danger line



Whirlpools and eddies



Wreck (any portion of the hull or superstructure above low water)



Sunken wreck (dangerous to surface navigation)



Sunken wreck (not dangerous to surface navigation nor those over which the depth exceeds 10 fathoms) ----- \leftrightarrow

Submarine cable ----- 

Current, not tidal, velocity 2 knots ----- \curvearrowright 2 kn

(Special usage) ----- \curvearrowright 2 kn

| | | |
|----------------|---|--|
| Tidal currents | { | Flood, 1 1/2 knots ----- \curvearrowright 1 1/2 kn |
| | | Ebb, 1 knot ----- \curvearrowright 1 kn |
| | | Flood, second hour ----- \curvearrowright |
| | | Ebb, third hour ----- \curvearrowright |

No bottom at 50 fathoms ----- 50

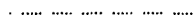
Depth curves:

1-fathom or 6-foot line ----- 

2-fathom or 12-foot line ----- 

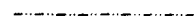
3-fathom or 18-foot line ----- 

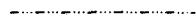
4-fathom line ----- 

5-fathom line ----- 


6-fathom line ----- 

10-fathom line ----- 

20-fathom line ----- 

30-fathom line ----- 

40-fathom line ----- 

50-fathom line ----- 

100-fathom line ----- 




h. Aids to navigation, etc.

Life-saving station (in general) ----- \blacktriangleright L. S. S.

Life-saving station (Coast Guard) ----- \blacktriangleright C. G. 165

| | | |
|--|---|----------------------|
| Lighthouse | ----- | ★ |
| Lighthouse on small-scale chart (light sectors shown by dotted lines) | ----- | |
| Light vessels showing number of mast lights | ----- | ⚓ ⚓ |
| Radio station | ----- | R.S.⊙ |
| Radio direction-finder station (radio compass station) | --- | R.C.⊙ |
| Radio tower | ----- | R.T.⊙ |
| Radio beacon | ----- | R.Bn.⊙ |
| Water gage | ----- | † |
| Beacons (sectors shown by dotted lines) | Lighted | ----- ★ |
| | Not lighted (sample of distinctive top marks) | ----- ▲ ↑ ↓ X X X |
| Buoys | Buoy of any kind (or red buoy) | ----- ◇ |
| | Black | ----- ◆ |
| | Striped horizontally (in general) | ----- ◇ |
| | Striped horizontally (red and black) | ----- ◆ |
| | Striped vertically | ----- ◇ |
| | Checkered | ----- ◆ |
| | Perch and square | ----- } ◇ |
| | Perch and ball | ----- } ◇ |
| | Whistling (or use first six symbols with word "whistling") | ----- } ◇ |
| | Bell (or use first six symbols with word "bell") | ----- } ◇ |
| Lighted | ----- | ◇ |

*Topmarks
used with any
buoy symbols*

| | | | |
|-----------------------------|---|---|---|
| Anchorage | { | Of any kind (or for large vessel) ----- | ⚓ |
| | | For small vessels ----- | ⚓ |
| Mooring ----- | | | ⚓ |
| Range or bearing line ----- | | | |
| Track line ----- | | ————— | |
| Drydock ----- | | |  |
| Floating drydock ----- | | |  |
| Patent slip ----- | | |  |
| Leader cable ----- | | | ===== |

SECTION III

SYMBOLS FOR AIR NAVIGATION MAPS










■ 5. CHARACTERISTICS.—The conventional signs for use on air navigation maps differ from those used on topographic maps as follows:







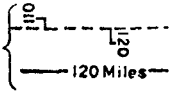









a. The features on the ground which are easily discernible from high altitudes are the ones which are emphasized on the air navigation map and the other features are subordinated or entirely omitted. In this way the aviator is provided with a map showing landmarks visible from the air, permitting him to direct his flight by these landmarks.

b. All symbols adopted are larger and more striking to the eye so that the aviator may easily read his map under difficult conditions.

■ 6. LIST.

(Symbols usually reproduced in Red)

| | |
|--|---|
| Army, Navy, or Marine Corps field..... |  |
| Commercial or municipal field..... |  |
| Department of Commerce intermediate field..... |  |
| Marked auxiliary field..... |  |
| Airplane landing field, marked or emergency..... (where not shown in plan nor by symbol indicating characteristics) |  |
| Mooring mast..... |  |
| Night lighting facilities..... | L F |
| Seaplane base with ramp, beach, and handling facilities..... |  |
| Anchorage with refueling and usual harbor facilities..... |  |
| Protected anchorage with limited facilities..... |  |

- Airway light beacon.....
 - (arrows indicate course lights)
- Auxiliary airway light beacon, flashing.....
- Airport light beacon with code light.....
 - (within airport symbol)
- Airport light beacon without code light.....
 - (within airport symbol)
- Landmark light beacon with bearing projector.....
 - (arrow indicates fixed beam pointing to airport)
- Landmark light beacon without bearing projector.....
- Radio station with call letters and frequency $\Psi\Psi$ or \odot RS (WUF 1830)
- Radio direction-finder station with call letters and frequency (radio-compass station)..... \odot RC (NDW 3010)
- Radio beacon with call letters..... \odot RB_n(WRO)
- Radio range beacon..... \odot RR B_n
- Air routes, optional symbols.....

- Railroads {
 - Single track.....
 - Two or more tracks.....
 - Electric.....
- Prohibited area.....
- Prominent transmission line.....
- High explosive area {
 - Marked..... H1 \odot X
 - Unmarked.....
- Highway, prominent.....
- Highway, less prominent.....


Road or trail, prominence uncertain.....

Oil well derrick.....

Obstruction..... 257
(numerals indicate height above ground in feet)

Prominent elevation..... 862
(numerals indicate height in feet)

GRADIENT OF ELEVATIONS



(2) Numbers designating battalions in a regiment are shown on the left, using arabic numerals.

(3) Letters designating companies, troops, or batteries are in capitals and are shown on the left. Companies, troops, batteries or platoons (not separate), and other elements of a unit which are designated by name instead of by letter (for example, "Antitank Company" or "Headquarters and Service Troop"), are designated by the use of the proper abbreviation on the left.

(4) Abbreviations for explanatory purposes are shown on the right (see sec. VI). Abbreviations are used instead of symbols to show information that cannot be indicated by a single symbol.

(5) Calibers are shown by numbers and unit of measure, as 37-mm, 155-mm, 12-in., .50-in. and are usually placed under the symbol. Often the unit of measure is omitted.


(6) In order to clarify the use of the various symbols and to insure uniformity, the following diagrams are inserted as a guide:

Symbol indicating
size

(a) Smaller unit

Basic symbol

Superior unit

Example: 1st Battalion, 2d Infantry----- 1  2


Symbol indicating
size

(b) Company,
troop,
battery,
flight

Symbol of arm or
service

Weapon


Division,
brigade,
regiment,
separate
battalion,
separate
company.

Example: Battery E, 62d Coast Artillery, Anti-air-
craft, Machine Gun----- E  62

Symbol indicating
size

(c)

| |
|---------------|
| Army or corps |
|---------------|

Example: Second Army----- 

■ 8. LIST OF BASIC SYMBOLS.—a. To indicate purpose or character of activity.

Military post or station; command post or headquarters-----
(lower end of staff terminates at location of establishment represented)



Troop unit-----
(On large-scale maps where troop units can be shown to scale, this symbol may be modified as follows so as to show area occupied by units in column or line and direction in which they are facing:



Line



Column



Airdrome-----



Airship hangar-----



Airship mooring mast-----



Airport (landing field)-----



Airport (landing field advanced)-----



Autogiro-----



Ammunition-----



Arsenal-----














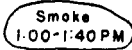





Arsenal (gas generating)-----



Balloon, ascension point-----



| | |
|--|--|
| Balloon bed..... |  |
| Balloon barrage ascension point..... |  bar |
| Barrage..... | Blue  |
| (size indicating the extent, and notation indicating type) | |
| Demolitions..... |  Blue |
| Depot (supply point)..... |  |
| (Temporary depot in combat zone)..... |  |
| Debarkation or embarkation point..... |  |
| Dugout: | |
| Isolated..... |  |
| In trench system..... |  |
| Gas-proof..... |  G-PF |
| Entanglement: | |
| Wire..... |  |
| Concealed..... |  |
| Gas: | |
| Area to be avoided..... | Red  |
| Area blanketed by smoke (time effective) .. |  |
| Area probably affected by gas cylinder cloud..... |  |
| Area to be gassed, nonpersistent..... | Blue  |
| General hospital..... |  |

Laboratory, experimental station, or proving ground-----



Leader gear-----

(An energized cable which may be provided to aid the safe pilotage of vessels through free passages in mine fields. Symbol is used on chart to show exact location.)

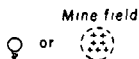


Message center-----

Msg Cen

Mines:

Individual (layout shown if practicable or area included)-----




Chemical land mine-----



Contact mines-----

(This symbol is used to indicate the actual number of mines and their locations. The arabic figures indicate the contemplated number of mines in each line.)



Controlled mines-----


(This symbol indicates one 19-mine group, and a separate symbol is used for each group. As it appears here, the upper edge of this page is assumed to be seaward; and on charts the symbols should be correspondingly placed. The length of a mine group being 1800 feet, the symbol is drawn to scale. Its position represents the contemplated disposition of the mine group.)

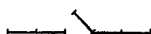


Mobilization point or area (capacity in figures)-----





Net:

Torpedo net (with gate) ----- 

Antisubmarine net (with gate) ----- 


Obstacle:


Individual ----- 


Road block ----- 


Bridge out ----- 

Post:


Observation ----- 

Fixed underwater listening ----- 

Visual signal ----- 

Point, any located (suitable description) ----- 

Point, distributing:


For class I supplies -----  dp


Ammunition -----  dp

Artillery ammunition -----  dp

Small-arms ammunition -----  dp


Water -----  dp


Prisoners of war -----  PW


























Procurement district, headquarters ----- 

Railway center ----- 



Railhead -----  rhd

Reception center ----- 



Replacement training center ----- 

| | |
|--|---|
| School, commonly used..... |  |
| Found occasionally on old maps..... |    |
| Supply. (See Depot.) | |
| Ammunition, all classes..... |  |
| Ammunition, artillery..... |  |
| Ammunition, small arms..... |  |
| Class I..... |  |
| Gas and oil..... |  |
| Water..... |  W |
| Trains (supply, motor): |  |
| Animal-drawn..... |  Ani |
| Pack..... |  Pk |
| Railway..... |  Ry |
| Searchlight..... |  |
| Sound locator..... |  |
| Signal: | |
| Radio station..... |  or RS  |
| Direction-finder station (radio compass)..... | RC  or  |
| Intercept station..... |  |
| Switching central..... |  |
| Switching central (located at command post)..... |  |
| Test station or cable terminal..... |  Name |
| Wire on ground..... |  |


Traffic:

One-way----- Two-way----- 



Tank:

Barrier----- Trap----- 



Trench for one squad-----








(For each additional squad add one
traverse.) Weather station----- 

b. To indicate arm or service or its activity.—These symbols are placed within the symbols shown in *a* above when appropriate, except when otherwise noted.


Air Corps----- Airship----- Balloon----- Balloon (motorized)----- Armored Force----- (When used with arm or service symbol, indicates
mechanized unit.)Artillery----- 

Cavalry:





Horse----- Horse and mechanized----- Mechanized----- Chemical Warfare Service----- 



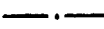


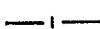
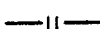
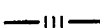








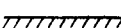







| | |
|------------------------------|---|
| Coast Artillery: | |
| Antiaircraft..... |  |
| Harbor Defense..... | • HD |
| Railway..... | • Ry |
| Tractor-drawn..... | • CA 155-mm |
| Engineers..... | E |
| Infantry..... | X |
| Motorized..... | X Mtz |
| Parachute..... | X Prcht |
| Medical Corps..... | + |
| Military Police..... | MP |
| Ordnance Department..... |  |
| Quartermaster Corps..... | Q |
| Bakery..... |  |
| Class I supplies..... |  |
| Gasoline and oil only..... |  |
| Remount Service..... | U |
| Signal Corps..... | S |
| Signal Corps (aviation)..... |  |
| Tank Destroyer..... | TD |
| Transportation Service..... |  |
| Veterinary Corps..... | V |















c. To indicate size of unit.—These symbols are placed above the symbols shown in *a* above, or are used for indicating boundaries as shown in *d* below.

| | | |
|---|-------|--|
| Squad | ----- | . |
| Section | ----- | .. |
| Platoon | ----- | ... |
| Company, troop, battery, or Air Corps flight | ----- | |
| Battalion, cavalry squadron, or Air Corps squadron | ----- | |
| Regiment or group | ----- | |
| Brigade or Air Corps wing | ----- | x |
| Division or air force | ----- | xx |
| Corps | ----- | xxx |
| Army | ----- | xxxx |
| Corps area, department, or section of communications zone | ----- | ooo |
| Communications zone | ----- | oooo |
| General Headquarters | ----- | GHQ |
| Air Force Combat Command | ----- |  CC |
| Soldier | ----- | o |
| Automatic rifleman | ----- | ⊙ |
| Assistant leader, or second in command | ----- | ⦿ |
| Leader | ----- | ● |
| Squad leader | ----- | ⦿ |

d. To indicate boundaries and lines.

| | | |
|---|-------|--|
| Bombardment aviation, light (limit of radius of action) | ----- |  bomb (L)----- |
| GHQ reconnaissance aviation (limit of zone of reconnaissance) | ----- | -----  GHQ rcn ----- |
| Observation aviation (limit of zone of reconnaissance): | | |
| Rear limit, army aviation | ----- | -----  xxx obsn ----- |
| Rear limit, corps aviation | ----- | -----  xxx obsn ----- |

| | |
|--|---|
| Air force reconnaissance aviation (limit of zone of reconnaissance)----- |  |
| Pursuit aviation (limit of radius of action)----- |  |
| Squad----- |  |
| Section----- |  |
| Platoon----- |  |
| Company or similar unit----- |  |
| Battalion or similar unit----- |  |
| Regiment or similar unit----- |  |
| Brigade----- |  |
| Division----- |  |
| Corps----- |  |
| Army----- |  |
| Corps area, department, or section of communications zone----- |  |
| Communications zone----- |  |
| Rear boundary of theater of operations----- |  |
| Front line----- |  |
| Limit of wheeled traffic by day----- |  |
| Limit of wheeled traffic by night----- |  |
| Line beyond which lights on vehicles are prohibited----- |  |
| Outpost line----- |  |
| Main line of resistance----- |  |
| Regimental reserve line----- |  |
| Limiting point----- |  |
| Line of communication----- |  |

| | |
|--|---|
| Line of departure----- |  |
| Straggler line----- |  |
| Prisoner of War Inclosure, IV Corps----- |  |
| <i>e. Weapons.</i> | |
| Automatic rifle----- |  |
| (Dotted when emplacement is not occupied, thus)----- |  |
| Machine gun----- |  |
| (Arrow points in principal direction of fire. When used alone it indicates machine gun, water-cooled, cal. .30.) | |
| (Machine-gun symbol under symbol of unit of any arm indicates machine-gun unit of that arm.) | |
| Antiaircraft----- |  |
| Antitank gun (specify caliber)----- |  |
| Antitank gun in position, showing principal di- rection of fire (indicate caliber by numeral) -- |  |
| Antitank gun emplacement with principal di- rection of fire----- |  |
| Caliber .50----- |  |
| Light----- |  |
| Machine gun (single gun)----- |  |
| (Arrows indicate sectors of fire; shaded portion shows danger space when fire is placed on final protective line.) | |
| Machine-gun section (two guns)----- |  |

| | | | |
|--|----|---|--|
| Gun..... | | } Open when em- placement is unoccupied, thus..... | |
| Gun battery..... | | | |
| Howitzer or mortar..... | | | |
| Howitzer or mortar battery..... | | | |
| 4.2-in. chemical mortar..... | | | |
| | or | | |
| | | | |
| | | | |
| Livens projector..... | | | |
| Mines, chemical land (individual)..... | | | |

f. Special symbols for use in hasty sketches and on operations maps.

| | |
|---|--|
| Area occupied by a unit (2d Battalion, 3d Field Artillery)..... | |
| Area occupied by corps troops (III Corps)..... | |
| Brush..... | |
| Cultivated land..... | |
| Stream..... | |
| Woods..... | |













g. Roads.—Suggested road classification is shown below. This classification will not apply in all cases. When additional types are indicated suitable identification should be made by improvised notation or legend.

| | |
|---------------------------|--|
| Hard surface..... | |
| Graded and improved..... | |
| Graded, not improved..... | |



Poor road----- = = = = =
 Trail-----



















■ 9. APPLICATION OF SPECIAL SYMBOLS.—The following examples show the use of special symbols as applied to various military organizations and activities. These examples are intended to illustrate the method of combining basic symbols and abbreviations in order to show the desired information. These are only a few of the possible combinations. Many are more complete than necessary. Often the number of a unit, to those familiar with it, will indicate its activity.


















a. Air Corps.








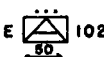




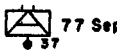

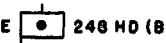


| | | |
|---------------------------------------|---|--------------|
| 3d Air Force----- |  | 3 AF |
| 701st Air Base Group----- |  | 701 AB |
| 901st Transport Squadron----- |  | 901 T |
| 7th Observation Squadron----- |  | 7 Obsn |
| 88th Reconnaissance Squadron----- |  | 88 Rcn |
| 101st Balloon Squadron----- |  | 101 |
| 1st Staff Squadron----- |  | 1 Sff |
| 301st Balloon Group----- |  | 301 |
| 701st Bombardment Wing (Light)----- |  | 701 Bomb (L) |
| 532d Pursuit Group (Interceptor)----- |  | 532 Pur (I) |
| Second Army Aviation----- |  | Second |
| 203d School Squadron----- |  | 203 Sch |

















b. Armored Force.

| | | |
|---|--|-------|
| Headquarters Company, 1st Armored Division----- | Hq  | 1 Div |
| Military Police Platoon, Headquarters Company, 1st Armored Division----- | MP  | 1 Div |


| | |
|--|--|
| Transportation Platoon, Headquarters Company, 1st Armored Division----- | T Hq  1 Div |
| 1st Reconnaissance Battalion----- |  1 Rcn |
| Rifle Company, 1st Reconnaissance Battalion----- | D  1 Rcn |
| Weapons Platoon, 1st Reconnaissance Bat- talion----- | Wpn D  1 Rcn |
| Motorcycle Platoon, 1st Reconnaissance Battalion----- | Micl A  1 Rcn |
| Armored Company (Light), 1st Reconnaissance Battalion----- | C  1 Rcn |
| 1st Armored Brigade----- |  1 |
| Communication Platoon, Headquarters Company, 1st Armored Brigade----- | Com Hq  1 Brig |
| Headquarters Company, 1st Armored Regiment (Light)----- | Hq  1 (L) |
| Maintenance Platoon, Service Company, 1st Armored Regiment (Light)----- | Maint Serv  1 (L) |
| Reconnaissance Company, 1st Armored Regiment (Light)----- | Rcn  1 (L) |
| Machine Gun Company, 1st Armored Regiment (Light)----- |  1 (L) |
| Company A, 1st Armored Regiment (Light) - | A  1 (L) |
| 69th Armored Regiment (Medium)----- |  69 (M) |
| 70th Tank Battalion, GHQ Reserve----- |  70 (M) GHQ |
| <i>c. Cavalry.</i> | |
| Light Machine-gun Platoon, Troop A, 2d Cavalry----- | A  2 |
| Scout Car Platoon, 2d Cavalry----- | Scf C  2 |
| 1st Platoon, Troop E, 8th Cavalry----- | 1 E  8 |

| | |
|---|---|
| 1st Platoon, Special Weapons Troop, 14th Cavalry ----- | 1 Sp Wpn  14 |
| 1st Platoon, Antitank Troop, 1st Cavalry Division ----- | 1 AT  1 Div |
| Mortar Platoon, Weapon Troop, 2d Cavalry Brigade ----- | Wpn  2 Brig ↓ |
| 1st Platoon, Troop A, 4th Cavalry (Horse and Mechanized) ----- | 1 A  4 |
| 2d Platoon, Troop G (Motorcycle) 4th Cavalry (Horse and Mechanized) ----- | 2 G  4 |
| Headquarters Troop, 3d Cavalry Brigade ----- | Hq  3 Brig |
| Troop A (Scout Car), 1st Reconnaissance Squadron ----- | A  1 Rcn |
| Special Weapons Troop, 3d Cavalry ----- | Sp Wpn  3 |
| Troop E (Scout Car) 6th Cavalry (Horse and Mechanized) ----- | E  6 |
| Reconnaissance Troop (Mechanized) 9th Division ----- | Rcn  9 Div |
| 1st Reconnaissance Squadron ----- |  1 Rcn |
| 1st Cavalry Division ----- |  1 |
| Command Post, 5th Cavalry ----- |  5 |
| Observation Post, 9th Cavalry ----- |  9 |
| Park, mechanized units of horse cavalry regiment ----- |  Prk |
| Park, Motor Transportation, 3d Cavalry ----- |  3 |
| <i>d. Chemical Warfare Service.</i> | |
| 2d Platoon, 1st Chemical Company, Service Aviation ----- | 2  1 Serv Avn |

| | |
|---|--|
| 10th Chemical Company, Maintenance----- |  10 Maint |
| Company B, 2d Separate Chemical Battalion ----- | B  2 Bn (Sep) |
| 3d Battalion, 901st Chemical Regiment----- | 3  901 |
| Chemical Warfare Service Distributing Point, IV Corps----- |  IV |
| Chemical Warfare Service Depot, First Army ----- | XXXX  First |
| <i>e. Coast Artillery Corps.</i> | |
| 55th Balloon Barrage Battalion----- |  55 Bar |
| Searchlight Platoon, Battery A, 104th Coast Artillery----- | A  104 |
| Machine-gun Platoon, Battery E, 102d Coast Artillery----- | E  102 |
| 37-mm Platoon, Battery F, 202d Coast Artillery----- | F  202 |
| 2d Battalion, 2d Coast Artillery, Harbor Defense----- | 2  2 HD |
| 912 Coast Artillery (Railway)----- |  912 Ry |
| 57th Coast Artillery (155-mm gun)----- |  57 CA |
| 77th Separate Coast Artillery Battalion (Antiaircraft, 37-mm)----- |  77 Sep |
| 4th Battalion, 241st Coast Artillery, Harbor Defense, Type C----- | 4  241 HD (C) |
| Command Post, Battery E, 248th Coast Artillery, Harbor Defense, Type B----- | E  248 HD (B) |
| <i>f. Corps of Engineers.</i> | |
| Company A, 2d Engineers (combat)----- | A  2 |
| 12th Engineer Battalion (Triangular Division)----- |  12 |

| | |
|--|--|
| 8th Engineer Squadron (Cavalry Division) ----- |  8 |
| 302d Engineer Battalion (Separate) -- |  302 (Sep) |
| 301st Engineer Battalion (General Service) ----- |  301 Gen Serv |
| 905th Engineer Battalion (Heavy Ponton, Motorized) ----- |  905 Hv Pon Mtz |
| 2d Platoon, 70th Engineers (Light Ponton, Motorized GHQ Reserve) ----- | 2  70 L Pon GHQ |
| Engineer Depot No. 2, First Army ----- | 2  First |
| Engineer Park, II Corps ----- | Prk  II |
| Bridge Company, 16th Engineer Battalion ----- | Br  16 |
| 2d Platoon, 391st Engineer Company (Depot) ----- | 2  391 Dep |
| Service Platoon, Company C, 801st Engineers (Water Supply) ----- | 3C  801 W Sup |
| 2d Platoon, Company B, 28th Engineers (Aviation) ----- | 2B  28 Avn |
| Factory Platoon, Shop Company, 84th Engineers (Camouflage) ----- | 2B  84 Com |
| <i>g. Field Artillery.</i> | |
| Symbol may also be used to show artillery position area ----- |  |
| Battery F, 2d Field Artillery ----- | F  2 |
| Ammunition Train, 2d Battalion, 3d Field Artillery (Horse) ----- | Am Tn 2  3 H |
| Headquarters Battery, 2d Battalion, 4th Field Artillery (Pack) ----- | Hq 2  4 Pk |

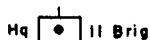
Gasoline Section, Service Battery, 54th
Field Artillery Regiment (105-mm
Howitzer, Armored)-----



1st Battalion, 8th Field Artillery-----



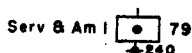
Headquarters and Headquarters Bat-
tery, 11th Field Artillery Brigade-----



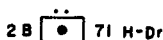
2d Battalion, 18th Field Artillery (Com-
posite) -----



Service and Ammunition Battery, 1st
Battalion, 79th Field Artillery (240-mm
Howitzer, Motorized)-----



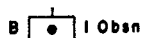
2d Section, Battery B, 71st Field Artillery
Battalion, Horse-drawn-----



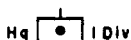
Maintenance Section, Battery C, 98th
Field Artillery Battalion (75-mm How-
itzer, Pack)-----



Battery B, 1st Field Artillery Observa-
tion Battalion-----



Headquarters Battery, 1st Division Ar-
tillery (Triangular)-----



Tank Destroyer Battalion-----



h. Infantry.

One squad, 2d Platoon, Company G,
117th Infantry-----



2d Heavy Machine-gun Section, Com-
pany D, 2d Infantry-----



1st Platoon Company B, 2d Infantry-----





































Headquarters Company, 3d Infantry-----


































3d Machine-gun Platoon, Caliber .50,
Company M, 120th Infantry-----

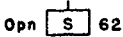
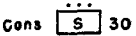
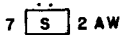
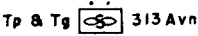



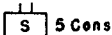
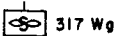
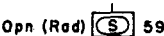
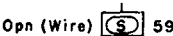

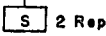
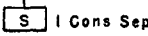
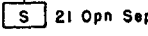
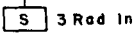
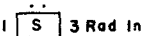


| | |
|---|--|
| 1st Antitank Squad (Antitank Company), 1st Infantry----- | 1 AT  |
| Command Post, 2d Battalion, 323d Infantry----- | 2  323 |
| Automatic Rifle Squad, 2d Platoon, Company A, 1st Infantry----- | 2 A  |
| Intelligence Platoon, Headquarters Company, 22d Infantry----- | Int Hq  22 |
| 1st Light Machine-gun Squad, Company F, 309th Infantry----- | 1 F  309 |
| Mortar Section, Company C, 18th Infantry----- | C  18 |
| Service Platoon, Headquarters Company, 105th Antitank Battalion----- | Serv Hq  105 AT |
| Weapons Platoon, Company E, 6th Infantry (Armored)----- | Wpn E  6 |
| 3d Platoon, 205th Military Police Company----- | 3  205 |
| 501st Infantry Battalion (Parachute)--- |  501 (Prcht) |
| 8th Infantry (Motorized)----- |  8 Inf |
| 1st Infantry Train----- |  |
| Kitchen Train, 2d Battalion, 3d Infantry--- | Ki 2  3 |
| Observation Post, 81-mm Mortar Platoon, Company D, 30th Infantry----- | 1 D  30 |
| Medical Detachment, 5th Infantry----- | Det  5 Inf |
| 1st Battalion Section, Medical Detachment, 175th Infantry----- | 1 Bn  175 Inf |
| <i>i. Medical Department.</i> | |
| Veterinary troops----- |  |

| | | |
|---|--|-----|
| Headquarters and Service Company, 1st Medical Regiment..... | H & S  | 1 |
| Clearing Company D, 8th Medical Battalion..... | D  | 8 |
| 1st Platoon, Company E (Ambulance), 105th Medical Regiment..... | 1 E  | 105 |
| Station Platoon, Company G (Clearing), 105th Medical Regiment..... | 1 G  | 105 |
| 3d Platoon, Collecting Company, 47th Medical Battalion Armored..... | 3 A  | 47 |
| Clearing Platoon, Veterinary Troop, 1st Medical Squadron..... | 3 Vet  | 1 |
| First Army Medical Depot..... |  First | |
| Battalion Aid Station, 1st Battalion, 4th Infantry..... | 1  4 Inf | |
| Ambulance Loading Post..... |  ALP | |
| Collecting Station, 1st Division..... |  1 Coll | |
| 11th Evacuation Hospital..... |  11 Evac | |
| Clearing Station, I Corps..... |  I Cir | |
| Hospital Train..... |  | |
| Veterinary Clearing Station, First Army..... |  First Cir | |
| 5th Platoon, 12th Veterinary Company..... | 5  | 12 |
| 901st Veterinary Evacuation Hospital..... | GHQ  901 Evac | |
| <i>j. Ordnance.</i> | | |
| 1st Ordnance Company, Medium Maintenance..... |  1 M Maint | |

| | |
|---|---|
| 2d Ordnance Company, Heavy Maintenance (Army)----- |  2 Hv Maint |
| 3d Ordnance Company, Heavy Maintenance (Tank)----- |  3 Hv Maint (Tk) |
| Service Section, 28th Ordnance Company (Medium Maintenance)----- | Serv  28 M Maint |
| Magazine Platoon, 51st Ordnance Company (Ammunition)----- | 1  51 Am |
| 3d Platoon, 95th Ordnance Company, Maintenance Railway Artillery----- | 3  95 Maint (Ry) |
| Company B, 19th Ordnance Battalion (Armored)----- | B  19 |
| Headquarters and Supply Section, 105th Ordnance Company (Medium Maintenance)----- | H & S  105 M Maint |
| Service Platoon, 73d Ordnance Company (Depot)----- | Serv  73 Dep |
| 462d Ordnance Company (Aviation, Bombardment)----- |  462 Avn (Bomb) |
| 694th Ordnance Company (Aviation, Pursuit)----- |  694 Avn Pur |
| 721st Ordnance Company (Aviation Air Base)----- |  721 Avn AB |
| <i>k. Quartermaster Corps.</i> | |
| Light Maintenance and Car Battalion, 119th Quartermaster Regiment----- | 3  119 |
| Company C, Truck Battalion, 105th Quartermaster Regiment----- | C  105 |
| Company A (Truck), 13th Quartermaster Battalion (Armored)----- | A  13 |
| Shop Headquarters and Supply Platoon, Company C, 56th Quartermaster Regiment (Heavy Maintenance)----- | C  56 Hv Maint |

| | |
|--|--|
| 2d Platoon, Company K, 48th Quartermaster Regiment (Truck)----- | 2 K  48 Trk |
| Pack Troop, 16th Quartermaster Squadrons, 1st Cavalry Division----- | E Pk  16 |
| 681st Quartermaster Battalion (Sterilization and Bath)----- |  681 (S & B) |
| Service Platoon, Company A, 203d Battalion (Gasoline Supply)----- | Serv A  203 Gas |
| Company D, 94th Quartermaster Battalion (Bakery)----- | D  94 Bkry |
| Transportation Platoon, 252d Quartermaster Company (Air Base)----- | T  252 AB |
| Second Army Quartermaster Depot No. 1 (Gasoline and Oil)----- | 1  ^{xxxx} Second |
| Third Army Quartermaster Depot No. 2 (Motor Transport)----- | 2  ^{xxxx} Third MT |
| Railhead for Class I Supply, 2d Division----- |  ^{xx} 2 Rhd |
| III Corps Quartermaster Park----- | Prk  ^{xxx} III |
| Truckhead Class I Supply, 2d Division----- |  ^{xx} 2 Trk hd |
| <i>1. Signal Corps.</i> | |
| 59th Signal Maintenance Company (Aviation)----- |  59 Maint |
| Intercept Section Headquarters Platoon, 3d Radio Intelligence Company----- | Hq  3 Rad Int ↑ |
| 1st Signal Company, Photographic----- |  1 Photo |
| Operating Platoon, 1st Signal Troop, 1st Cavalry Division----- | Opn  ^{xxx} 1 |
| Headquarters Platoon, 701st Pigeon Company----- | Hq  701 Pgn |

| | |
|--|---|
| Operation Company, 62d Signal Battalion----- |  |
| Construction Platoon, 30th Signal Company----- |  |
| 7th Aircraft Warning Section, 2d Aircraft Warning Company----- |  |
| Telephone and Telegraph Section, 313th Signal Company (Aviation)--- |  |
| 1st Signal Platoon (Air Base)----- |  |
| Point on axis of signal communication, 1st Division----- |  |
| Point on axis of signal communication, 1st Armored Division----- |  |
| 5th Signal Battalion, Construction----- |  |
| 317th Signal Company, Air Wing----- |  |
| Signal Company, Operation (Radio), 59th Signal Battalion, Armored Corps----- |  |
| Signal Company, Operation (Wire), 59th Signal Battalion, Armored Corps----- |  |
| 1st Signal Company, Depot----- |  |
| 2d Signal Company, Repair----- |  |
| 1st Signal Company, Construction, Separate----- |  |
| 21st Signal Company, Operation, Separate----- |  |
| 3d Radio Intelligence Company----- |  |
| Position-finding Section 1st Platoon, 3d Radio Intelligence Company----- |  |

SECTION V

GENERAL ABBREVIATIONS

■ 10. GENERAL USE.—The abbreviations listed below are prescribed for use on all United States maps:

| | |
|-----------|---------------------|
| A..... | Arch or arroyo |
| abut..... | Abutment |
| b..... | Brick |
| BS..... | Blacksmith shop |
| bot..... | Bottom |
| Br..... | Branch |
| br..... | Bridge |
| C..... | Cape |
| cem..... | Cemetery |
| con..... | Concrete |
| cov..... | Covered |
| Cr..... | Creek |
| cul..... | Culvert |
| DS..... | Drug store |
| E..... | East |
| Est..... | Estuary |
| f..... | Fordable |
| Ft..... | Fort |
| GS..... | General store |
| gir..... | Girder |
| GM..... | Grist mill |
| i..... | Iron |
| I..... | Island |
| Jc..... | Junction |
| kp..... | King-post |
| L..... | Lake |
| Lat..... | Latitude |
| Ldg..... | Landing |
| LSS..... | Life-saving station |
| LH..... | Lighthouse |
| Long..... | Longitude |
| Mt..... | Mountain |
| Mts..... | Mountains |
| N..... | North |
| nf..... | Not fordable |
| p..... | Pier |
| pk..... | Plank |

| | |
|-----------|-------------|
| PO..... | Post office |
| Pt..... | Point |
| qp..... | Queen-post |
| R..... | River |
| RH..... | Roundhouse |
| RR..... | Railroad |
| 2d..... | Second |
| S..... | South |
| s..... | Steel |
| SH..... | Schoolhouse |
| SM..... | Sawmill |
| Sta..... | Station |
| St..... | Stone |
| str..... | Stream |
| TG..... | Tollgate |
| 3d..... | Third |
| Tres..... | Trestle |
| tr..... | Truss |
| WT..... | Water tank |
| WW..... | Waterworks |
| W..... | West |
| w..... | Wood |

■ 11. USE WITH HYDROGRAPHIC SYMBOLS.—*a. General.*

| | |
|----------|---|
| Bn..... | Beacon |
| RK..... | Rock |
| Wk..... | Wreck |
| LMP..... | Levee mile post |
| LS..... | Levee station |
| TH..... | Towhead |
| NRS..... | Naval radio station |
| NRC..... | Naval radio direction-finder (radio compass station) |
| PD..... | Position doubtful |
| PA..... | Position approximate |
| ED..... | Existence doubtful |

b. Relating to lights.

| | |
|----------|-------------|
| F..... | Fixed |
| Fl..... | Flashing |
| Occ..... | Occulting |
| Alt..... | Alternating |

| | |
|-----|-----------|
| Gp | Group |
| R | Red |
| W | White |
| G | Green |
| B | Blue |
| Sec | Sector |
| (U) | Unwatched |
| ev | Every |
| m | Miles |
| min | Minutes |
| sec | Seconds |
| vis | Visible |

c. Relating to buoys.

| | |
|----|--------------------|
| C | Can |
| N | Nun |
| S | Spar |
| HS | Horizontal stripes |
| B | Black |
| R | Red |
| W | White |
| VS | Vertical stripes |
| G | Green |
| Y | Yellow |
| Ch | Checkered |

d. Relating to fog signals.

| | |
|----|--------------------|
| FB | Fog bell |
| FD | Fog diaphone |
| FG | Fog gun |
| FH | Fog horn |
| FS | Fog siren |
| FT | Fog trumpet |
| FW | Fog whistle |
| SB | Submarine fog bell |

e. Relating to bottoms.

| | |
|----|---------|
| Cl | Clay |
| Co | Coral |
| G | Gravel |
| M | Mud |
| Oz | Ooze |
| P | Pebbles |
| S | Sand |

| | |
|------------------|------------|
| <i>Sh</i> | Shells |
| <i>Sp</i> | Specks |
| <i>St</i> | Stones |
| <i>brk</i> | Broken |
| <i>Cal</i> | Calcareous |
| <i>crs</i> | Coarse |
| <i>dec</i> | Decayed |
| <i>dk</i> | Dark |
| <i>fly</i> | Flinty |
| <i>fne</i> | Fine |
| <i>grd</i> | Ground |
| <i>gty</i> | Gritty |
| <i>hrd</i> | Hard |
| <i>lrg</i> | Large |
| <i>lt</i> | Light |
| <i>rky</i> | Rocky |
| <i>rot</i> | Rotten |
| <i>sft</i> | Soft |
| <i>sml</i> | Small |
| <i>spk</i> | Speckled |
| <i>stf</i> | Stiff |
| <i>str</i> | Streaky |
| <i>vol</i> | Volcanic |
| <i>bk</i> | Black |
| <i>br</i> | Brown |
| <i>bu</i> | Blue |
| <i>gn</i> | Green |
| <i>gy</i> | Gray |
| <i>rd</i> | Red |
| <i>wh</i> | White |
| <i>yl</i> | Yellow |
| <i>stk</i> | Sticky |

SECTION VI

MILITARY ABBREVIATIONS

■ 12. LIST.—The abbreviations listed below are authorized for use in combat orders, messages, records, and reports in the field. With few exceptions all are written without spacing and periods. Dates, when abbreviated, are written thus: 1 Jan 24. Usually a single word is represented by a single capital letter, or by a capital and lower case.

| | |
|--|----------------------|
| Acting..... | Actg |
| Adjutant General..... | AG |
| Adjutant's (section)..... | Adj (Sec) |
| Adjutant (1st staff section, brigades and lower units)..... | S-1 |
| Adjutant General's Department..... | AGD |
| Administrative (orders)..... | Adm (O) |
| Advance..... | Adv |
| Advance guard..... | Adv Gd |
| Advance Message Center..... | Adv Msg Cen |
| Afternoon (i. e., from 12:00 noon to 12:00 midnight)..... | PM |
| Aide-de-camp..... | ADC |
| Air base..... | AB |
| Air Corps..... | AC |
| Aircraft warning service..... | AWS |
| Air Defense Command..... | AD Comd |
| Airdrome..... | Adrn |
| Air District..... | A Dist |
| Air Force..... | AF |
| Air Force Combat Command..... | AFCC |
| Air Intelligence (section) (officer)..... | A Int (Sec) (O) |
| Airplane..... | AP |
| Airship..... | Ash |
| Ambulance (company) (company, motor) (section)..... | Amb (Co) (CoM) (Sec) |
| Ambulance loading post..... | ALP |
| American Expeditionary Forces..... | AEF |
| Ammunition (company) (distribu- tion point) (train)..... | Am (Co) (DP) (Tn) |
| Animal (animal-drawn)..... | Anl-d |
| Antiaircraft..... | AA |
| Antiaircraft Artillery..... | AAA |
| Antiaircraft Artillery Intelligence Service..... | AAAIS |
| Antiaircraft Intelligence Service..... | AAIS |
| Antimechanized..... | AMecz |
| Antitank..... | AT |
| Appendix..... | App |
| April..... | Apr |
| Armorer..... | Armr |
| Artificer..... | Artif |

| | |
|---|------------------------|
| Armored (car)..... | Armd-C |
| Armored Force..... | Armd F' |
| Army Air Forces..... | AAF' |
| Army Engineer Service..... | A Engr Serv |
| Army headquarters..... | AHQ |
| Army medical (laboratory) (service)..... | A Med (Lab) (Serv) |
| Army Post Office..... | APO |
| Army Regulations..... | AR |
| Artillery (brigade) (horse) (liaison officer)..... | Arty (Brig) (H) (Ln O) |
| Artillery Information Service..... | AIS |
| Assistant..... | Asst |
| Assistant chief of staff..... | AC of S' |
| Assistant chief of staff for personnel..... | G-1 |
| Assistant chief of staff for military intelligence..... | G-2 |
| Assistant chief of staff for operations and training..... | G-3 |
| Assistant chief of staff for supply..... | G-4 |
| Attached..... | Atchd |
| Attack..... | Atk |
| Auxiliary..... | Aux |
| August..... | Aug |
| Automatic..... | Auto |
| Aviation..... | Avn |
| Axis or axes of signal communication..... | Ax Sig Com |
| Baggage..... | Bag |
| Bakery (battalion) (company)..... | Bkry (Bn) (Co) |
| Balloon (group) (squadron) (wing)..... | Bln (Gp) (Sq) (Wg) |
| Barrage balloon (battalion)..... | Bar Bln (Bn) |
| Basic..... | Bsc |
| Battalion (combat train) (commander)..... | Bn (C Tn) (Comdr) |
| Battalion adjutant..... | S-1 |
| Battalion intelligence officer..... | S-2 |
| Battalion plans and training officer..... | S-3 |
| Battalion supply officer..... | S-4 |
| Battery (commander)..... | Btry (Comdr) |
| Battle reconnaissance..... | B Rcn |
| Bench mark..... | BM |
| Bicycle..... | Bcl |

| | |
|---|---------------------------------------|
| Blacksmith..... | Blksm |
| Bombardment (squadron) (group) (wing) (light) (medium) (heavy). | Bomb (Sq) (Gp) (Wg) (L) (M) (H) |
| Bomb service truck..... | BSTrk |
| Boundary..... | Bd |
| Bridge train (heavy) (light)..... | Br Tn (Hv) (L) |
| Brigade (commander)..... | Brig (Comdr) |
| Brigade adjutant..... | S-1 |
| Brigade intelligence officer..... | S-2 |
| Brigade plans and training officer..... | S-3 |
| Brigade supply officer..... | S-4 |
| Brigade headquarters..... | BHQ |
| Brigadier general..... | Brig Gen |
| Browning automatic rifle..... | BAR |
| Bugler..... | Bglr |
| Caliber..... | cal |
| Camouflage (battalion) (company)... | Cam (Bn) (Co) |
| Captain..... | Capt |
| Carpenter..... | Cptr |
| Carrier..... | Carr |
| Cavalry (brigade) (division)..... | Cav (Brig) (Div) |
| Cavalry division headquarters..... | CavDHQ |
| Cemetery..... | Cem |
| Center..... | Cen |
| Centimeter..... | cm |
| Chaplain (section)..... | Ch (Sec) |
| Chauffeur..... | Cfr |
| Chemical (ammunition train) (battalion) (company) (officer) (regiment) (section). | Cml (AmTn) (Bn) (Co) (O) (Regt) (Sec) |
| Chemical agent, nonpersistent..... | G-NP |
| Chemical agent, persistent..... | G-P |
| Chemical mortar, 4.2-inch..... | 4.2 Cml Mort |
| Chemical Warfare Service..... | CWS |
| Chief of artillery..... | C of A |
| Chief of aviation..... | C of Avn |
| Chief Signal Officer..... | C Sig O |
| Chief of Staff..... | C of S |
| Circular..... | Cir |
| Class..... | Cl |
| Class I supplies..... | Cl I Sup |

| | |
|--|---------------------------|
| Clearing (company) | Clr (Co) |
| Clerk | Clk |
| Coast Artillery Corps | CAC |
| Coast defense | CD |
| Coastal frontier | CF |
| Collecting (company) (point) (station) | Coll (Co) (Pt) (Sta) |
| Colonel | Col |
| Column | Clm |
| Combat (car) (zone) | C (Car) (Z) |
| Command (car) | Comd (Car) |
| Commandant | Comdt |
| Commander | Comdr |
| Commander in Chief | C in C |
| Commanding | Comdg |
| Commanding general | CG |
| Commanding officer | CO |
| Command post | CP |
| Command post exercise | CPX |
| Commercial | Coml |
| Commissary | Comm |
| Communication (officer) (squadron) (platoon) (section) | Com (O) (Sq) (Plat) (Sec) |
| Communications zone | Com Z |
| Company (commander) (headquarters) | Co (Comdr) (Hq) |
| Contact party | Con Py |
| Construction (company) (platoon) (section) | Cons (Co) (Plat) (Sec) |
| Continuous wave | CW |
| Convalescent (hospital) | Conv (Hosp) |
| Cook | Ck |
| Corporal | Cpl |
| Corps headquarters | CHQ |
| Corps of Engineers | CE |
| Crossroads | CR |
| Cylinder | Cyl |
| December | Dec |
| Decontamination | Decon |
| Dental Corps | DC |

| | |
|--|-----------------------------------|
| Department..... | Dept |
| Depot (battalion)..... | Dep (Bn) |
| Deputy chief of staff..... | DC of S |
| Detachment..... | Det |
| Distant surveillance (section)..... | DS (Sec) |
| Distributing point..... | DP |
| Division..... | Div |
| Division (adjutant) (aviation) (com- mander) (engineer). | Div (Adj) (Avn) (Comdr) (Engr) |
| Division headquarters..... | DHQ |
| Division (headquarters commandant and provost marshal)..... | Div (Hq Comdt & PM) |
| Division (judge advocate) (munitions officer)..... | Div (JA) (Mun O) |
| Division ordnance officer..... | Div OO |
| Division (quartermaster) (signal of- ficer) (surgeon). | Div (QM) (Sig O) (Surg) |
| Draftsman..... | Drftm |
| Drawn..... | Dr |
| Dump (truck)..... | Dp (Trk) |
| East..... | E |
| Echelon..... | Ech |
| Electrician..... | Electn |
| Element..... | Elm |
| Eliminate..... | Elim |
| Embarkation..... | Emb |
| Engineer (battalion) (company) (of- ficer) (train). | Engr (Bn) (Co) (O) (Tn) |
| Engineers (combat) (general service) _ | Engrs (C) (Gen Serv) |
| Enlisted men..... | EM |
| Entrucking point..... | EP |
| Evacuation (hospital)..... | Evac (Hosp) |
| Exclusive..... | Excl |
| Executive (officer)..... | Ex (O) |
| February..... | Feb |
| Feet or foot..... | ft |
| Field Artillery (brigade)..... | FA (Brig) |
| Field laboratory..... | F Lab |

| | |
|---|------------------------------------|
| Field manual..... | FM |
| Field orders..... | FO |
| Field (remount depot)..... | F (Rmt Dep) |
| Field Train..... | F Tn |
| Fighter..... | Fi |
| Finance (Department) (officer)..... | Fin (Dept) (O) |
| First lieutenant..... | 1st Lt |
| Fixed..... | Fxd |
| Flash ranging..... | FR |
| Flight (commander)..... | Flt (Comdr) |
| Film strip..... | FS |
| Forward echelon..... | Fwd Ech |
| Garage..... | Gar |
| Gas noncommissioned officer..... | Gas NCO |
| Gas officer..... | Gas O |
| Gasproof dugout or building..... | G-PF |
| General (hospital) (service)..... | Gen (Hosp) (Serv) |
| General Headquarters..... | GHQ |
| General service..... | Gen Serv |
| General Staff (Corps)..... | GS (C) |
| First section..... | G-1 |
| Second section..... | G-2 |
| Third section..... | G-3 |
| Fourth section..... | G-4 |
| General Headquarters Air Force..... | GHQ AF |
| Geological (survey)..... | Geol (Surv) |
| Graves registration (battalion) (company)..... | Gr Reg (Bn) (Co) |
| Group..... | Gp |
| Groupment..... | Gpmt |
| Guard..... | Gd |
| Gun..... | G |
| Gunner..... | Gnr |
| Harbor defense..... | HD |
| Headquarters (battery) (company) (troop) (platoon) (section)..... | Hq (Bty) (Co) (Tr) (Plat) (Sec) |
| Headquarters and headquarters (battery) (company) (troop)..... | Hq & Hq (Btry) (Co) (Tr) |
| Headquarters commandant..... | Hq Comdt |

| | |
|--|---|
| Headquarters and service (battery) (company) (troop). | Hq & Serv (Btry) (Co), (Tr) or H & S (Btry) (Co) (Tr) |
| Heavy (ponton)_____ | Hv (Pon) |
| Heavy weapons (company) (section)_ | Hv Wpn (Co) (Sec) |
| High explosive_____ | HE |
| Highway_____ | Hwy |
| Holding and reconsignment point_____ | H & RP |
| Horse_____ | H |
| Horse-drawn_____ | H-Dr |
| Horse and mechanized_____ | H & Mecz |
| Hospital (company) (train)_____ | Hosp (Co) (Tn) |
| Howitzer_____ | How |
| Impregnating_____ | Impreg |
| Inch_____ | in |
| Inclosure_____ | Incls |
| Inclusive_____ | incl |
| Infantry (brigade) (division)_____ | Inf (Brig) (Div) |
| Information center_____ | IC |
| Initial point_____ | IP |
| Inspector_____ | Insp |
| Inspector general_____ | IG |
| Inspector General's Department_____ | IGD |
| Instrument_____ | Instr |
| Intelligence (platoon) (section)_____ | Int (Plat) (Sec) |
| Intelligence officer_____ | S-2 or Int O |
| Interceptor_____ | I |
| January_____ | Jan |
| Judge advocates' (section)_____ | JA (Sec) |
| Judge Advocate General's Department. | JAGD |
| Kitchen_____ | Ki |
| Labor (detachment) (battalion)_____ | Lbr (Det) (Bn) |
| Laboratory_____ | Lab |
| Land mine_____ | LM |
| Laundry_____ | Ldry |
| Liaison (officer)_____ | Ln (O) |
| Lieutenant (colonel) (general)_____ | Lt (Col) (Gen) |
| Light (machine gun) (tank) (pon- ton)_____ | L (MG) (Tk) (Pon) |

| | |
|---|----------------------|
| Lights..... | Lgts |
| Line of departure..... | LD |
| Line of communication..... | LC |
| Lineman..... | Lmn |
| Livens projector..... | LP |
| Machine-gun (company) (troop) (officer)..... | MG (Co) (Tr) (O) |
| Machinist..... | Machst |
| Main line of resistance..... | MLR |
| Main supply road..... | MSR |
| Maintenance (section)..... | Maint (Sec) |
| Maintenance of equipment..... | Maint of E |
| Maintenance party..... | Maint Py |
| Maintenance of way..... | Maint of W |
| Maintenance and supply..... | M & S |
| Major (General)..... | Maj (Gen) |
| March..... | Mar |
| Master..... | Mr |
| Material..... | Mat |
| Mechanic..... | Mech |
| Mechanized..... | Mecz |
| Medical (regiment) (supply depot).... | Med (Regt) (Sup Dep) |
| Medical Corps..... | MC |
| Medical Department..... | MD |
| Medium (tank) (pontoon)..... | M (Tk) (Pon) |
| Message (center)..... | Msg (Cen) |
| Message dropping and pick-up ground.. | Msg DPU |
| Messenger (section)..... | Msgr (Sec) |
| Meteorological (company) (officer) (section)..... | Met (Co) (O) (Sec) |
| Mile..... | mi |
| Miles per hour..... | mph |
| Military intelligence..... | MI |
| Military police (battalion) (company).. | MP (Bn) (Co) |
| Millimeter..... | mm |
| Mobilization Regulations..... | MR |
| Mobilization Training Program..... | MTP |
| Mobile..... | Mbl |
| Months..... | mos |
| Morning (i. e., from 12:00 midnight to 12:00 noon)..... | AM |

| | |
|--|-----------------------------|
| Mortar | Mort |
| Motor Transport (Service) | MT (S) |
| Motor | Mtr |
| Motor-tricycle | Mtricl |
| Motorcycle | Mtrcl |
| Motorized | Mtz |
| Mounted | Mtd |
| Munitions (officer) | Mun(O) |
| Navigation (officer) | Nav (O) |
| Net control station | NCS |
| Night | Nt |
| Noncommissioned officer | NCO |
| North | N |
| November | Nov |
| Number | No |
| Observation (battalion) (flash) (group) (squadron). | Obsn (Bn) (Fl) (Gp) (Sq) |
| Observer | Obsr |
| Observation post | OP |
| October | Oct |
| Officer, order, or orders | O |
| Operation | Opn |
| Operator | Opr |
| Orderly | Odly |
| Ordnance | Ord |
| Ordnance officer | OO |
| Organization | Orgn |
| Outpost line | OPL |
| Outpost line of resistance | OPLR |
| Pack (troop) (train) | Pk (Tr) (Tn) |
| Parachute | Prcht |
| Park | Prk |
| Party | Py |
| Personnel (carrier) (officer) (section) | Pers(Car) (O) (Sec) |
| Photographic (section) (squadron) | Photo (Sec) (Sq) |
| Pigeon company | Pgn Co |
| Pioneer | Pion |
| Pioneer and demolition section | P & D Sec |
| Plans and training officer | S-3 |

| | |
|---|-------------------|
| Platoon (commander) (headquarters) | Plat (Comdr) (Hq) |
| Point..... | Pt |
| Ponton..... | Pon |
| Postal (section)..... | Post (Sec) |
| Prisoners of war..... | PW |
| Private..... | Pvt |
| Provisional..... | Prov |
| Provost marshal..... | PM |
| Provost Marshal General..... | PMG |
| Pursuit (group) (squadron)..... | Pur (Gp) (Sq) |
| Quartering (detachment) (officer)___ | Qr (Det) (O) |
| Quartermaster Corps..... | QMC |
| Quartermaster (section)..... | QM (Sec) |
| Radio (company) (section)..... | Rad (Co) (Sec) |
| Radio and panel section..... | R & P Sec |
| Radio intelligence (company)..... | Rad Int (Co) |
| Railhead (detachment)..... | Rhd (Det) |
| Railhead officer..... | RHO |
| Railroad..... | RR |
| Railroad transportation officer..... | RTO |
| Railway (battalion)..... | Ry (Bn) |
| Railway traffic officer..... | R Traf O |
| Range (officer)..... | Rg (O) |
| Ration distributing point..... | RDP |
| Rear (echelon) (guard)..... | Rr (Ech) (Gd) |
| Reception (center)..... | Recp (Cen) |
| Reconnaissance (officer) (squadron) | Rcn (O) (Sq) (LR) |
| (long range) (medium range). | (MR) |
| Reconstruction park..... | Recons Prk |
| Record..... | Rcd |
| Refrigeration..... | Ref |
| Regiment..... | Regt |
| Regimental..... | Regtl |
| Regimental adjutant..... | S-1 |
| Regimental headquarters..... | RHQ |
| Regimental intelligence officer..... | S-2 |
| Regimental plans and training officer.. | S-3 |
| Regimental reserve line..... | RRL |
| Regimental supply officer..... | S-4 |
| Regulating (officer) (point) (station)_ | R (O) (P) (Sta) |

| | |
|---|---------------------------------------|
| Reinforced..... | Reinf |
| Remount (depot) (officer) (service) .. | Rmt (Dep) (O) (Serv) |
| Repair (section)..... | Rep (Sec) |
| Replacement..... | Repl |
| Replacement Training Center..... | RTC |
| Reproduction..... | Repro |
| Reserve..... | Res |
| Rifle (company) (platoon) (squad) .. | R (Co) (Plat) (Sqd) |
| Road..... | Rd |
| Road bend..... | RB |
| Road junction..... | RJ |
| Road space..... | RS |
| Sales commissary (battalion) (com- pany) | Sales Comm (Bn) (Co) |
| Salvage (battalion) (company)..... | Salv (Bn) (Co) |
| Sanitary..... | Sn |
| Scheduled..... | Scd |
| School..... | Sch |
| Scout..... | Sct |
| Scout car..... | Sct C |
| Scout car, half-track..... | Sct C Ht |
| Searchlight..... | Slt |
| Second lieutenant..... | 2d Lt |
| Section..... | Sec |
| Self-propelled mount..... | SPM |
| Semiautomatic rifle..... | SAR |
| Semimobile..... | Sem |
| Separate..... | Sep |
| September..... | Sept |
| Sergeant..... | Sgt |
| Service (battalion) (battery) (com- pany) (troop) | Serv (Bn) (Btry) (Co) (Tr) |
| Shoe repair..... | S Rep |
| Side car..... | Sc |
| Signal (battalion) (company) (troop) (depot) (officer) (section) | Sig (Bn) (Co) (Tr) (Dep) (O) (Sec) |
| Signal Corps..... | Sig C |
| Signal operations instructions..... | SOI |
| Small arms (ammunition) | SA (Am) |
| Sound and Flash (battalion)..... | S & F (Bn) |
| Sound locator..... | S-L |

| | |
|--|-----------------------|
| Sound ranging..... | SR |
| South..... | S |
| Special troops..... | Sp Trs |
| Special weapons (troop) (platoon).... | Sp Wpn (Tr) (Plat) |
| Squad..... | Sqd |
| Squadron (headquarters) (headquarters and headquarters detachment) . | Sq (Hq) (Hq & Hq Det) |
| Staff (group) (squadron)..... | Stf (Gp) (Sq) |
| Standing operating procedure..... | SOP |
| Station..... | Sta |
| Stenographer..... | Steno |
| Sterilization and bath..... | S & B |
| Straggler line..... | Strag L |
| Submachine gun..... | SMG |
| Supply (company) (section)..... | Sup (Co) (Sec) |
| Supply officer..... | S-4 or Sup O |
| Support line..... | SL |
| Supply point..... | Sup Pt |
| Surgeon..... | Surg |
| Surgical (hospital)..... | Surg (Hosp) |
| Survey..... | Surv |
| Switchboard..... | Sb |
| Switching central..... | Sw C |
| Tables of Basic Allowances..... | T/BA |
| Tables of Organization..... | T/O |
| Tank (battalion) (company)..... | Tk (Bn) (Co) |
| Tank destroyer..... | TD |
| Technical..... | Tech |
| Technical Manual..... | TM |
| Technical Regulations..... | TR |
| Technician..... | Techn |
| Telegraph (section)..... | Tg (Sec) |
| Telegraph printer..... | Tgp |
| Telephone (section)..... | Tp (Sec) |
| Theater headquarters..... | THQ |
| Theater of operations..... | T of Opns |
| Time lengths..... | TL |
| Toolmaker..... | Tlmkr |
| Topographic..... | Top or Topo |
| Tractor..... | Trac |

| | |
|--|----------------------------------|
| Tractor-drawn..... | Tr Dr |
| Traffic..... | Traf |
| Train..... | Tn |
| Trailer..... | Tlr |
| Training..... | Tng |
| Training Circular..... | TC |
| Training film..... | TF |
| Transport or transportation (company) (officer) (platoon)..... | T (Co) (O) (Plat) |
| Trench mortar (battery)..... | T Mort (Btry) |
| Tricycle, motor..... | Tricl Mtr |
| Troop(s)..... | Tr(s) |
| Truck (battalion) (company) (section) (truck head)..... | Trk (Bn) (Co) (Sec) (Trk hd) |
| Truck-drawn..... | Trk-Dr |
| Truck head..... | Trk hd |
| Veterinary or veterinarian..... | Vet |
| Veterinary Corps..... | VC |
| Veterinary (company) (evacuation hospital) (service)..... | Vet (Co) (Evac Hosp) (Serv) |
| Visual..... | Vis |
| Wagon (battalion) (company) (master) (section) (train)..... | Wag (Bn) (Co) (Mr) (Sec) (Tn) |
| War Department..... | WD |
| Warrant officer..... | WO |
| Water supply..... | W Sup |
| Water tank (battalion) (train)..... | W Tk (Bn) (Tn) |
| Weapon carrier..... | Wpn Carr |
| Weapons (troop) (platoon)..... | Wpn (Tr) (Plat) |
| Weather (group) (officer) (squadron)..... | Wea (Gp) (O) (Sq) |
| Welder..... | Wldr |
| West..... | W |
| Winch..... | Wn |
| Wing..... | Wg |
| Yard..... | Yd |
| Year..... | Yr |
| Zone..... | Z |
| Zone of the interior..... | Z of I |

■ 13. EXAMPLES.—*a. Units of armored division.*

| | |
|--|----------------------|
| 1st Armored Division..... | 1st Armd Div |
| Headquarters..... | Hq |
| Headquarters Company..... | Hq Co |
| 1st Reconnaissance Battalion..... | 1st Rcn Bn |
| 1st Armored Brigade..... | 1st Armd Brig |
| Headquarters and Headquarters Com- pany..... | Hq & Hq Co |
| 1st Armored Regiment (Light)..... | 1st Armd Regt (L) |
| 13th Armored Regiment (Light)..... | 13th Armd Regt (L) |
| 69th Armored Regiment (Medium)... | 69th Armd Regt (M) |
| 16th Engineer Battalion (Armored)... | 16th Engr Bn (Armd) |
| 68th Field Artillery (Armored)..... | 68th FA (Armd) |
| 6th Infantry (Armored)..... | 6th Inf (Armd) |
| 27th Field Artillery Battalion (Ar- mored)..... | 27th FA Bn (Armd) |
| 47th Signal Company (Armored)..... | 47th Sig Co (Armd) |
| 19th Ordnance Battalion (Armored)... | 19th Ord Bn (Armd) |
| 13th Quartermaster Battalion (Ar- mored)..... | 13th QM Bn (Armd) |
| 47th Medical Battalion (Armored)... | 47th Med Bn (Armd) |
| 12th Observation Squadron (At- tached)..... | 12th Obsn Sq (Atchd) |

b. Units of cavalry division, horse.

| | |
|--|-----------------------|
| 1st Cavalry Division..... | 1st Cav Div |
| Headquarters..... | Hq |
| Headquarters Troop..... | Hq Tr |
| 1st Reconnaissance Squadron..... | 1st Rcn Sq |
| 1st Signal Troop..... | 1st Sig Tr |
| Antitank Troop..... | AT Tr |
| 27th Ordnance Company (Medium Maintenance)..... | 27th Ord Co (M Maint) |
| 1st Cavalry Brigade..... | 1st Cav Brig |
| Headquarters and Headquarters Troop..... | Hq & Hq Tr |
| 5th Cavalry..... | 5th Cav |
| Weapons Troop, 1st Cavalry Brigade... | Wpn Tr 1st Cav Brig |
| 2d Cavalry Brigade..... | 2d Cav Brig |
| Headquarters and Headquarters Troop..... | Hq & Hq Tr |
| 1st Cavalry Division Artillery..... | 1st Cav Div Arty |

Headquarters and Headquarters

| | |
|---|-------------------------------|
| Battery..... | Hq & Hq Btry |
| 82d Field Artillery Battalion (75-mm Howitzer, Horse-drawn). | 82d FA Bn (75-mm How H-Dr) |
| Field Artillery Battalion (105-mm Howitzer, Truck-drawn). | FA Bn (105-mm How Trk-Dr) |
| 8th Engineer Squadron..... | 8th Engr Sq |
| 1st Medical Squadron..... | 1st Med Sq |
| 16th Quartermaster Squadron..... | 16th QM Sq |
| Ordnance Company, Medium Maintenance..... | Ord Co (M Maint) |

c. Units of infantry division (square).

| | |
|---|----------------------------|
| Headquarters..... | Hq |
| Special Troops..... | Sp Tr |
| Headquarters and Headquarters | |
| Detachment..... | Hq & Hq Det |
| Medical Detachment..... | Med Det |
| Headquarters Company..... | Hq Co |
| Military Police Company..... | MP Co |
| Signal Company..... | Sig Co |
| Ordnance Company, Medium Maintenance..... | Ord Co (M Maint) |
| Infantry Brigade..... | Inf Brig |
| Headquarters and Headquarters | |
| Company..... | Hq & Hq Co |
| 2d Infantry Regiment..... | 2d Inf Regt |
| Field Artillery Brigade..... | FA Brig |
| Headquarters and Headquarters | |
| Battery..... | Hq & Hq Btry |
| Field Artillery Regiment (155-mm Howitzer). | FA Regt (155-mm How) |
| 2d Field Artillery Regiment (105-mm Howitzer). | 2d FA Regt (105-mm How) |
| Engineer Regiment (combat)..... | Engr Regt (c) |
| Medical Regiment..... | Med Regt |
| Quartermaster Regiment..... | QM Regt |

d. Units of infantry division (triangular).

| | | |
|--|------------------------------|---|
| Headquarters..... | Hq | |
| Headquarters and Military Police Company..... | Hq & MP Co | |
| Signal Company..... | Sig Co | |
| Reconnaissance Troop..... | Rcn Tr | |
| Infantry Regiment..... | Inf Regt | |
| Division Artillery..... | Div Arty | |
| Headquarters and Headquarters Battery..... | Hq & Hq Btry | |
| I 1-155-mm Howitzer (or) 3-105-mm | II 4-105-mm Howitzer (or) | III 1-155-mm Howitzer 3-75-mm gun |
| Engineer Battalion..... | Engr Bn | |
| Medical Battalion..... | Med Bn | |
| Quartermaster Battalion..... | QM Bn | |

e. Units of infantry division (triangular, motorized).—
Same as above except three infantry regiments are motorized,
and field artillery component is one battalion of 155-mm
Howitzers and three battalions of 105-mm Howitzers.

*f. Units which may be attached to an infantry division or
cavalry division.*

| | |
|--|--------------------|
| Coast Artillery (Antiaircraft)..... | CA (AA) |
| Company (Chemical Warfare Serv- ice)..... | Co (CWS) |
| Engineer Battalion (General Serv- ice)..... | Engr Bn (Gen Serv) |
| Engineer Battalion (Separate)..... | Engr Bn (Sep) |
| Surgical Hospital..... | Surg Hosp |
| Balloon Squadron..... | Bln Sq |
| Observation Squadron..... | Obsn Sq |
| Field Artillery Observation Battalion.. | FA Obsn Bn |

APPENDIX

LIST OF REFERENCES

- AR 850-150, Authorized Abbreviations for Military Records.
- AR 300-15, Maps and Mapping.
- FM 21-25, Elementary Map and Aerial Photograph Reading.
- FM 21-35, Sketching.
- TM 5-230, Topographic Drafting.
- FM 4-155, Coast Artillery, Reference Data.
- FM 6-130, Field Artillery, Reference Data.
- FM 21-105, Engineer Soldier's Handbook.
- FM 21-100, Soldier's Handbook.
- FM 8-55, Medical Department Reference Data.
- FM 21-6, List of Publications for Training.
- FM 21-26, Advanced Map and Aerial Photograph Reading.
- FM 5-35, Engineer, Reference Data.

INDEX

| | Paragraph | Page |
|--|-------------|------|
| Abbreviations: | | |
| For general use..... | 10 | 44 |
| For use with hydrographic symbols: | | |
| Bottoms..... | 11 <i>e</i> | 46 |
| Buoys..... | 11 <i>c</i> | 46 |
| Fog signals..... | 11 <i>d</i> | 46 |
| General..... | 11 <i>a</i> | 45 |
| Lights..... | 11 <i>b</i> | 45 |
| List..... | 12 | 47 |
| Military—examples of units: | | |
| Armored division..... | 13 <i>a</i> | 61 |
| Attached to an infantry division..... | 13 <i>f</i> | 63 |
| Cavalry division, horse..... | 13 <i>b</i> | 61 |
| Infantry division (square)..... | 13 <i>c</i> | 62 |
| Infantry division (triangular)..... | 13 <i>d</i> | 63 |
| Infantry division (triangular, motorized)..... | 13 <i>e</i> | 63 |
| Air Corps symbols..... | 9 <i>a</i> | 33 |
| Air navigation maps: | | |
| Characteristics..... | 5 | 18 |
| List of symbols..... | 6 | 18 |
| Application of special military symbols..... | 9 | 33 |
| Basic military symbols..... | 8 | 22 |
| Boundaries: | | |
| Military..... | 8 <i>d</i> | 29 |
| Topographic..... | 4 <i>b</i> | 7 |
| Cavalry symbols..... | 9 <i>c</i> | 34 |
| Chemical Warfare Service symbols..... | 9 <i>d</i> | 35 |
| Coast Artillery Corps symbols..... | 9 <i>e</i> | 36 |
| Color of symbols: | | |
| Military..... | 7 <i>a</i> | 20 |
| Topographic..... | 3 <i>b</i> | 1 |
| Drainage..... | 4 <i>d</i> | 8 |
| Engineers' symbols..... | 9 <i>f</i> | 36 |
| Examples of military abbreviations..... | 13 | 61 |
| Field Artillery symbols..... | 9 <i>g</i> | 37 |
| General abbreviations..... | 10 | 44 |
| Hydrography..... | 4 <i>g</i> | 13 |
| Infantry symbols..... | 9 <i>h</i> | 38 |
| Land classification..... | 4 <i>f</i> | 10 |
| Lettering of topographic symbols..... | 3 <i>c</i> | 2 |
| List of— | | |
| Abbreviations..... | 10 | 44 |
| Basic military symbols..... | 8 | 22 |
| Military abbreviations..... | 12 | 47 |
| Topographic symbols..... | 4 | 2 |
| Marginal information..... | 4 <i>c</i> | 7 |
| Medical Department symbols..... | 9 <i>i</i> | 39 |

INDEX

| | Paragraph | Page |
|---------------------------------------|-----------|------|
| Navigation, aids..... | 4h | 15 |
| Ordnance symbols..... | 9j | 40 |
| Purpose of manual..... | 1 | 1 |
| Quartermaster Corps symbols..... | 9k | 41 |
| Relief..... | 4e | 9 |
| Scope of manual..... | 2 | 1 |
| Signal Corps symbols..... | 9l | 42 |
| Size of topographic symbols..... | 3a | 1 |
| Structures..... | 4a | 2 |
| Symbols: | | |
| Air navigation maps: | | |
| Characteristics..... | 5 | 18 |
| List..... | 6 | 18 |
| Military: | | |
| Basic, list of, to indicate— | | |
| Activities..... | 8a | 22 |
| Arms or services..... | 8b | 27 |
| Boundaries..... | 8d | 29 |
| Hasty sketches..... | 8f | 32 |
| Size of units..... | 8c | 28 |
| Weapons..... | 8e | 31 |
| General rules for..... | 7 | 20 |
| Special: | | |
| Application to— | | |
| Air Corps..... | 9a | 33 |
| Armored Force..... | 9b | 33 |
| Cavalry..... | 9c | 34 |
| Chemical Warfare Service..... | 9d | 35 |
| Coast Artillery Corps..... | 9e | 36 |
| Corps of Engineers..... | 9f | 36 |
| Field Artillery..... | 9g | 37 |
| Infantry..... | 9h | 38 |
| Medical Department..... | 9i | 39 |
| Ordnance..... | 9j | 40 |
| Quartermaster Corps..... | 9k | 41 |
| Signal Corps..... | 9l | 42 |
| For use in sketches..... | 8f | 32 |
| Topographic: | | |
| Characteristics..... | 3 | 1 |
| List: | | |
| Boundaries, marks, and monuments..... | 4b | 7 |
| Drainage..... | 4d | 8 |
| Hydrography..... | 4g | 13 |
| Land classification..... | 4f | 10 |
| Marginal information..... | 4c | 7 |
| Navigation, aids to..... | 4h | 15 |
| Relief..... | 4e | 9 |
| Works and structures..... | 4a | 2 |
| Unit designations..... | 7b | 20 |

